

Weekly Open End Mutual Fund Review

YTD Return of DSEX **3.8%**
YTD Return of Open End MFs **1.3%**

Open End Funds' Performance Summary

Name of Open End Fund	NAV Per Unit ¹	Selling Price	Repurchase Price	Entry Load	Exit Load	NAV Return 2019 YTD	NAV Return 2018	Weekly NAV Change	Latest Dividend	Dividend to Selling Price	AUM (BDT mn)	Inception
Alif AMC												
Sandhani Life Unit Fund	9.86	9.86	9.85	0.0%	0.1%	0.0%	-9.1%	0.0%	0.00%	0.0%	326	Jul-12
Alliance Capital AMC												
MTB Unit Fund	8.99	8.99	8.99	0.0%	0.0%	1.4%	-4.2%	1.4%	13.25%	14.7%	784	Dec-11
ATC												
ATC Shariah Unit Fund	11.71	11.71	11.66	0.0%	0.4%	2.4%	11.1%	2.4%	8.00%	6.8%	139	Nov-16
CAPM												
CAPM Unit Fund	117.72	117.72	116.22	0.0%	1.3%	3.0%	-3.1%	3.0%	5.00%	4.2%	102	Mar-14
Credence AMC												
Credence First Growth Fund	10.04	10.04	9.84	0.0%	2.0%	2.7%	-9.6%	2.7%	7.00%	7.0%	196	May-17
Credence First Shariah unit Fund	10.18	10.18	9.98	0.0%	2.0%	3.4%	-1.7%	3.4%	0.00%	0.0%	101	Mar-18
EDGE Asset Management												
EDGE Bangladesh Mutual Fund	10.49	10.49	10.49	0.0%	0.0%	0.6%	4.2%	0.6%	0.00%	0.0%	173	Aug-18
HF Asset Management												
HFAML Unit Fund	10.01	9.90	9.60	1.1%	4.3%	0.0%	-0.6%	0.0%	0.00%	0.0%	271	Jan-18
HFAML-ACME Employees' Unit Fund	10.28	10.28	9.98	0.0%	3.0%	0.2%	0.6%	0.2%	0.00%	0.0%	206	Nov-18
ICB AMC												
Bangladesh Fund	87.62	98.00	95.00	10.6%	7.8%	1.7%	-10.0%	1.7%	6.00%	6.1%	15,505	Aug-11
ICB AMCL Converted First Unit Fund	9.09	10.00	9.70	9.1%	6.3%	1.8%	-9.8%	1.8%	6.00%	6.0%	364	Feb-14
ICB AMCL Islamic Unit Fund	9.01	10.00	9.70	9.9%	7.1%	1.2%	-7.5%	1.2%	8.00%	8.0%	616	May-15
ICB AMCL Pension Holders' Unit Fund	192.54	190.00	185.00	1.3%	4.1%	2.8%	-10.4%	2.8%	12.50%	6.6%	325	Oct-04
ICB AMCL Second NRB Unit Fund	10.21	10.00	9.70	2.1%	5.3%	0.0% ²	n/a	n/a	0.00%	0.0%	1,114	Jan-19
ICB AMCL Unit Fund	205.65	220.00	215.00	6.5%	4.3%	1.7%	-9.6%	1.7%	19.00%	8.6%	6,952	Jun-03
First ICB Unit Fund	9.93	10.50	10.20	5.4%	2.6%	0.0%	-4.7%	0.0%	10.00%	9.5%	899	Mar-16
Second ICB Unit Fund	10.84	11.40	11.10	4.9%	2.3%	0.0%	-3.3%	0.0%	10.00%	8.8%	128	Apr-16
Third ICB Unit Fund	11.35	11.80	11.50	3.8%	1.3%	0.0%	-7.1%	0.0%	10.00%	8.5%	341	May-16
Fourth ICB Unit Fund	10.71	11.30	11.00	5.2%	2.6%	0.0%	-5.5%	0.0%	10.00%	8.8%	243	May-16
Fifth ICB Unit Fund	11.15	11.60	11.30	3.9%	1.3%	0.0%	-5.1%	0.0%	10.00%	8.6%	389	May-16
Sixth ICB Unit Fund	11.83	12.30	12.00	3.8%	1.4%	0.0%	-6.6%	0.0%	11.00%	8.9%	323	Jul-16
Seventh ICB Unit Fund	11.63	12.40	12.10	6.2%	3.9%	0.0%	-8.4%	0.0%	11.00%	8.9%	477	Dec-16
Eighth ICB Unit Fund	10.86	11.40	11.10	4.7%	2.2%	0.0%	-2.8%	0.0%	11.00%	9.6%	390	Feb-17
IDLC AMC												
IDLC Balanced Fund	10.44	10.44	10.44	0.0%	0.0%	1.8%	-7.4%	1.8%	2.50%	2.4%	773	Jul-17
IDLC Growth Fund	10.47	10.47	10.47	0.0%	0.0%	2.0%	1.5%	2.0%	0.00%	0.0%	331	May-18
Impress Capital												
ICL Balanced Fund	11.23	11.23	11.23	0.0%	0.0%	3.0%	-9.7%	3.0%	8.00%	7.1%	333	Sep-16
BCB ICL Growth Fund	10.39	10.39	10.39	0.0%	0.0%	2.8%	0.4%	2.8%	0.00%	0.0%	300	Apr-18
LankaBangla AMC												
LankaBangla 1st Balanced Unit Fund	10.76	10.76	10.76	0.0%	0.0%	1.7%	-2.0%	1.7%	15.00%	13.9%	419	Nov-16
LankaBangla Al-Arafah Shariah Unit Fund	10.34	10.34	10.34	0.0%	0.0%	2.4%	-0.2%	2.4%	0.00%	0.0%	326	Apr-18
National AMC												
NAM IBBL Islamic Unit Fund	10.36	10.36	10.06	0.0%	3.0%	3.5%	-1.7%	3.5%	8.00%	7.7%	175	Aug-17
Peninsula AMC												
Peninsula AMCL BDBL Unit Fund One	10.56	10.56	10.36	0.0%	1.9%	2.9%	-14.3%	2.9%	10.00%	9.5%	207	Mar-16
Peninsula Sadharan Bima Corporation Unit Fund One	8.89	8.89	8.59	0.0%	3.5%	2.7%	-13.5%	2.7%	0.00%	0.0%	358	Sep-17
Prime Finance AMC												
Prime Financial First Unit Fund	100.13	100.00	97.00	0.1%	3.2%	-7.2%	0.9%	-7.2%	12.00%	12.0%	186	Mar-10
Prime Financial Second Mutual Fund	10.03	10.00	9.80	0.3%	2.3%	0.2%	-2.6%	0.2%	17.50%	17.5%	397	Mar-17
Rupali Life Insurance First Mutual Fund	10.24	10.00	9.80	2.4%	4.5%	0.1%	0.3%	0.1%	9.00%	9.0%	340	Apr-15
Shanta Asset Management												
Shanta First Income Unit Fund	11.40	11.40	11.40	0.0%	0.0%	2.1%	16.7%	2.1%	5.00%	4.4%	345	Feb-18
UFS												
UFS-Padma Life Islamic Unit Fund	9.93	9.93	9.63	0.0%	3.1%	0.0%	-5.0%	0.0%	13.00%	13.1%	316	Nov-16
UFS-Popular Life Unit Fund	10.89	10.89	10.59	0.0%	2.8%	0.0%	-4.2%	0.0%	13.00%	11.9%	781	Apr-16
UFS-Pragati Life Unit Fund	10.19	10.19	9.89	0.0%	3.0%	0.0%	-4.7%	0.0%	12.00%	11.8%	71	May-17
UFS-IBBL Shariah Unit Fund	9.36	9.36	9.06	0.0%	3.3%	0.0%	-8.3%	0.0%	0.00%	0.0%	936	Jul-17
UFS-Bank Asia Unit Fund	9.81	9.81	9.81	0.0%	0.0%	0.0%	-1.6%	0.0%	0.00%	0.0%	981	Sep-18
Vanguard AML												
Vanguard AML Growth Fund	10.13	10.13	9.83	0.0%	3.1%	0.3%	0.8%	0.3%	0.00%	0.0%	101	Dec-18
VIPB												
VIPB Accelerated Income Unit Fund	12.76	12.44	12.34	2.6%	3.4%	0.9%	-7.8%	0.9%	5.00%	4.0%	1,097	Jul-16
VIPB Growth Fund	9.73	9.73	9.65	0.0%	0.8%	0.9%	-5.6%	0.9%	0.00%	0.0%	295	Apr-18
Zenith Investments												
Zenith Annual Income Fund	12.17	12.17	12.17	0.0%	0.0%	0.0%	24.6%	0.0%	0.00%	0.0%	122	Feb-18

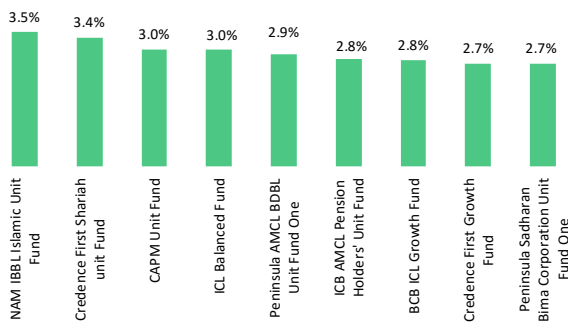
Foot Notes:

1. Net Asset Value (NAV) Per Unit at Market Price is as on January 03, 2019

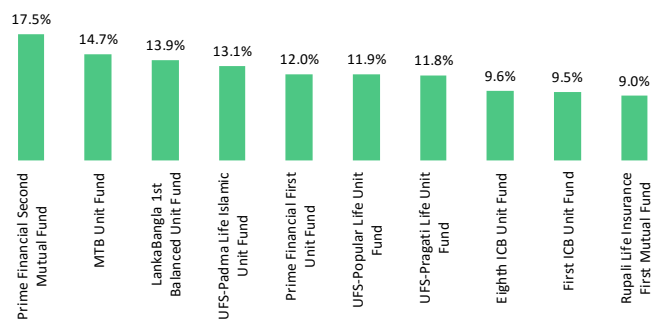
2. These funds were launched during 2019. Here '2019 YTD Change in NAV' represents the return since inception of these funds. Hence is not directly comparable with return of funds that operated throughout the year

Open End Fund Managers' Performance						
Fund Manager	AUM (BDT mn)	NAV Return 2019 YTD	NAV Return 2018	Dividend to Selling Price	Market Share	Number of Open End Funds
Alif AMC	326	0.0%	-9.1%	0.0%	0.8%	1
Alliance Capital AMC	784	1.4%	-4.2%	14.7%	2.0%	1
ATC	139	2.4%	11.1%	6.8%	0.4%	1
CAPM	102	3.0%	-3.1%	4.2%	0.3%	1
Credence AMC	297	2.9%	-6.9%	4.6%	0.8%	2
EDGE Asset Management	173	0.6%	4.2%	0.0%	0.4%	1
HF Asset Management	476	0.1%	-0.1%	0.0%	1.2%	2
ICB AMC	28,065	1.5%	-9.3%	6.9%	71.0%	14
IDLC AMC	1,104	1.8%	-4.7%	1.7%	2.8%	2
Impress Capital	633	2.9%	-4.9%	3.7%	1.6%	2
LankaBangla AMC	745	2.0%	-1.2%	7.8%	1.9%	2
National AMC	175	3.5%	-1.7%	7.7%	0.4%	1
Peninsula AMC	565	2.8%	-13.8%	3.5%	1.4%	2
Prime Finance AMC	923	-1.3%	-0.8%	13.3%	2.3%	3
Shanta Asset Management	345	2.1%	16.7%	4.4%	0.9%	1
UFS	3,086	0.0%	-4.7%	4.6%	7.8%	5
Vanguard AML	101	0.3%	0.8%	0.0%	0.3%	1
VIPB	1,392	0.9%	-7.4%	3.2%	3.5%	2
Zenith Investments	122	0.0%	24.6%	0.0%	0.3%	1

Top Open End Funds by YTD Change in NAV



Top Open End Funds by Dividend/Selling Price



Alternative Investment Instruments

Instruments	Yield
Defense and Postal Saving Certificates ¹	11.28%
Fixed Deposits	2.30% - 10.0%
Corporate Bonds	2.30% - 8.50%
364 days T.Bill	3.55%
2yr T.Bond	4.41%
5yr T.Bond	4.50%

Foot Note :

1.Maximum investable amount BDT 3,000,000 under one name

Open End Shariah Funds' Performance Summary

Fund Name	NAV Return 2019 YTD	Fund Manager
ATC Shariah Unit Fund	2.4%	ATC
Credence First Shariah unit Fund	3.4%	Credence AMC
ICB AMCL Islamic Unit Fund	1.2%	ICB AMC
LankaBangla Al-Arafah Shariah Unit Fund	2.4%	LankaBangla AMC
NAM IBBL Islamic Unit Fund	3.5%	National AMC
UFS-Padma Life Islamic Unit Fund	0.0%	UFS

Weekly Closed End Mutual Fund Review

YTD Return of DSEX	3.8%
YTD Return of Closed End MFs	1.3%
P/NAV of Closed End MFs(x)	0.57

Closed End Funds' Performance Summary

Ticker	Price ¹ (BDT)	NAV Per Unit ²	Price to NAV(x)	Premium/Discount	Dividend ³ Yield	NAV Return 2019 YTD	NAV Return 2018	Weekly NAV Change
AIMS								
GRAMEENS2	12.7	19.09	0.67	33% Discount	9.4%	2.7%	-1.6%	2.7%
RELIANCE1	9.5	13.45	0.71	29% Discount	11.6%	2.5%	-1.1%	2.5%
ATC								
ATCSLGF	9.7	12.86	0.75	25% Discount	12.4%	2.4%	-2.5%	2.3%
CAPM								
CAPMBDBLMF	7.0	10.37	0.68	32% Discount	10.0%	2.5%	-0.9%	2.5%
CAPMIBBLMF	9.7	10.88	0.89	11% Discount	0.0%	3.1%	4.9%	3.1%
ICB AMC								
1STPRIMFMF	11.1	11.77	0.94	6% Discount	7.7%	2.8%	-5.9%	2.8%
ICB3RDNRB	5.5	7.51	0.73	27% Discount	9.1%	2.2%	-10.7%	2.2%
ICBAMCL2ND	6.4	8.72	0.73	27% Discount	9.4%	2.4%	-12.2%	2.4%
ICBAGRANI1	7.1	9.44	0.75	25% Discount	7.7%	1.3%	-9.4%	1.2%
ICBEPMF1S1	5.7	7.49	0.76	24% Discount	9.6%	3.1%	-11.4%	3.1%
ICBSONALI1	7.0	8.84	0.79	21% Discount	10.0%	1.7%	-7.5%	1.6%
IFILISLMF1	6.9	8.55	0.81	19% Discount	13.0%	2.1%	-5.7%	2.1%
PF1STMF	5.7	7.91	0.72	28% Discount	8.8%	2.2%	-9.9%	2.2%
PRIME1ICBA	6.2	8.18	0.76	24% Discount	11.3%	2.3%	-8.6%	2.3%
LR Global								
AIBL1STMF	7.7	11.01	0.70	30% Discount	10.4%	0.6%	-1.2%	0.6%
DBH1STMF	8.3	10.93	0.76	24% Discount	10.8%	0.3%	-7.0%	0.3%
GREENDELMF	7.7	10.93	0.70	30% Discount	11.7%	0.3%	-7.5%	0.3%
LRGLOBMF1	7.1	10.67	0.67	33% Discount	7.7%	0.3%	-6.7%	0.3%
MBL1STMF	7.3	11.17	0.65	35% Discount	11.0%	0.4%	-6.8%	0.4%
NCCBLMF1	7.1	11.10	0.64	36% Discount	14.1%	0.3%	-5.9%	0.3%
RACE								
1JANATAMF	4.6	10.97	0.42	58% Discount	4.3%	1.6%	-4.5%	1.6%
ABB1STMF	4.7	11.39	0.41	59% Discount	4.3%	1.0%	-5.1%	1.1%
EBL1STMF	8.1	10.93	0.74	26% Discount	2.5%	1.4%	-3.5%	1.4%
EBLNRBMF	4.8	10.83	0.44	56% Discount	4.2%	1.1%	-4.5%	1.1%
EXIM1STMF	5.3	11.21	0.47	53% Discount	3.8%	1.0%	-5.6%	1.0%
FBFIF	4.5	10.96	0.41	59% Discount	4.4%	1.2%	-3.7%	1.2%
IFIC1STMF	4.4	10.92	0.40	60% Discount	4.5%	1.1%	-4.5%	1.1%
PHPMF1	4.6	10.78	0.43	57% Discount	6.5%	1.5%	-4.8%	1.5%
POPULAR1MF	4.4	11.01	0.40	60% Discount	4.5%	1.4%	-4.4%	1.4%
TRUSTB1MF	4.7	11.10	0.42	58% Discount	4.3%	0.4%	-4.8%	0.4%
Strategic Equity Management								
SEMLIBLSF	9.2	10.50	0.88	12% Discount	4.3%	0.7%	5.1%	0.7%
SEMLLECMF	6.9	10.60	0.65	35% Discount	10.1%	0.9%	4.6%	0.9%
Vanguard AMC								
VAMLBDMF1	7.2	10.80	0.67	33% Discount	6.9%	1.6%	-8.9%	1.6%
VAMLRBBF	7.8	11.06	0.71	29% Discount	15.4%	2.3%	-10.3%	2.2%
VIPB								
NLI1STMF	12.7	14.64	0.87	13% Discount	11.0%	1.0%	-8.1%	1.0%
SEBL1STMF	12.0	13.66	0.88	12% Discount	10.8%	1.0%	-8.3%	1.0%

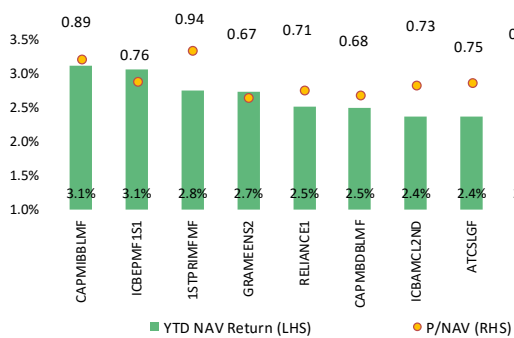
Foot Notes

1. Price is as on January 03, 2019
2. Net Asset Value (NAV) Per unit at Market Price is as on January 03, 2019
3. On latest cash dividend declared

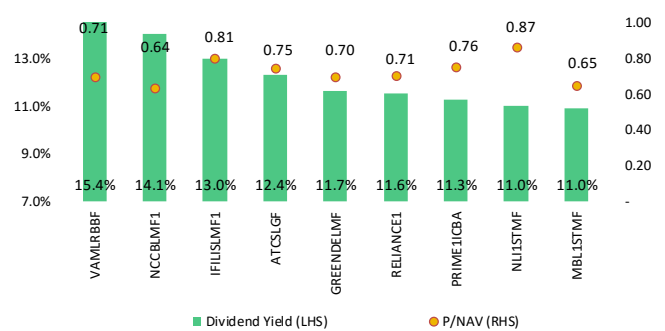
Closed End Fund Managers' Performance

Fund Manager	AUM (BDT mn)	P/NAV	Dividend Yield	NAV Return 2019 YTD	NAV Return 2018	Weekly NAV Change	Market Share
AIMS	4,296	0.67	9.9%	2.7%	-1.5%	2.7%	7.1%
ATC	794	0.75	12.4%	2.4%	-2.5%	2.3%	1.3%
CAPM	1,247	0.80	4.2%	2.9%	2.5%	2.8%	2.1%
ICB AMC	5,942	0.77	9.9%	2.1%	-8.9%	2.1%	9.9%
LR Global	9,693	0.68	10.3%	0.4%	-6.2%	0.4%	16.1%
RACE	31,725	0.43	4.5%	1.2%	-4.4%	1.2%	52.6%
SEML	1,580	0.80	6.3%	0.7%	4.9%	0.8%	2.6%
VANGUARD AMC	2,882	0.69	12.1%	2.0%	-9.8%	2.0%	4.8%
VIPB	2,100	0.87	10.9%	1.0%	-8.2%	1.0%	3.5%

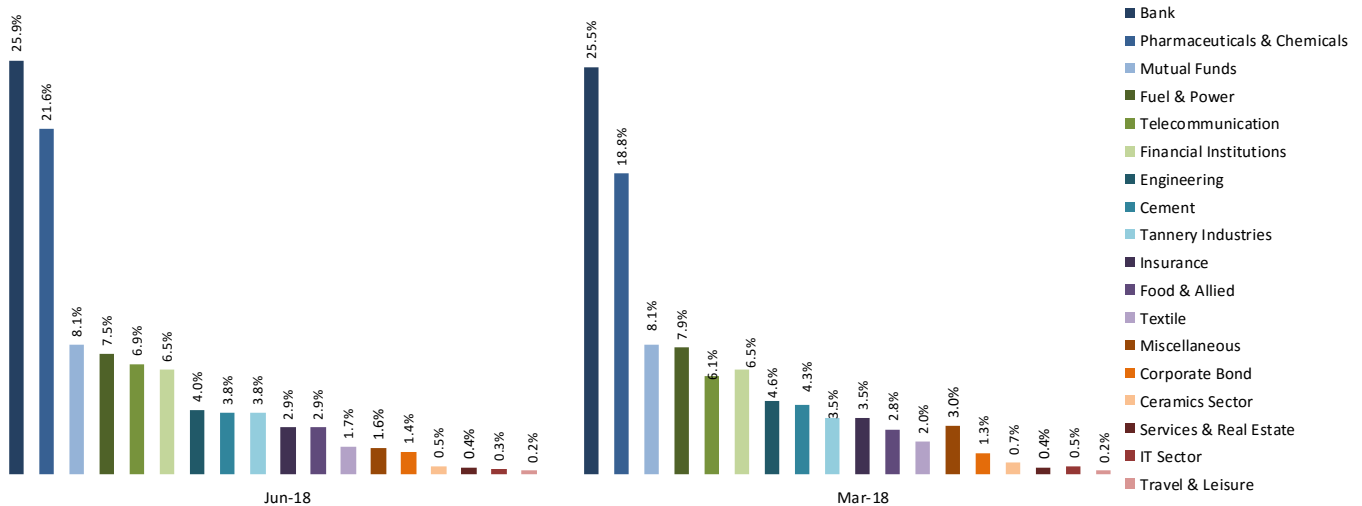
Top Closed End Funds by YTD NAV Return & P/NAV(x)



Highest Cash Dividend Yield & P/NAV(x)



Sector wise Fund Allocation by Closed End Mutual Funds



Disclaimer: This Weekly Mutual Fund Review is published by LankaBangla Asset Management Company Limited ("LBAMCL") for information solely for its clients and therefore cannot be considered as guidelines, recommendations or as a professional guide for the readers. All information and analysis provided in this Report have been compiled from and analyzed on the basis of LBAMCL's own research, based on and derived from publicly available documentation and information respectively. This report is exclusively prepared for informational purposes and is consistent with all the existing laws, rules, regulations and directives of the regulator, Bangladesh Securities and Exchange Commission. The information provided in this Report is not intended to, and does not include all the factors which shall be considered in a best execution analysis and related order routing determinations. Furthermore, LBAMCL makes no guarantee, warranties or representations, neither express nor implied regarding the accuracy of the Report. LBAMCL disclaims and accepts no liability for any direct, indirect, punitive, special, consequential, or incidental damages or losses arising in relation to this Report or of its use. The information and analysis provided in this Report may be impacted by market data system outages or errors, both internal and external, and affected by frequent movement of market and events. The Report does not sanction or recommend any particular security or market participant. LBAMCL, its analysts, officers and all the affiliates and representatives confirms that they have not received and will not receive any direct or indirect compensation in exchange for expressing any specific recommendation, opinions or views of this Report. The information and data provided herein is the exclusive property of LBAMCL and cannot be redistributed in any form or manner or whatsoever in any circumstances without the prior written consent of LBAMCL.