

LankaBangla Al-Arafah Shariah Unit Fund

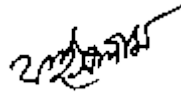
Asset Manager: LankaBangla Asset Management Company Limited

Statement of Financial Position (Unaudited)

As per the Rule 70 of the সিকিউরিটিজ ও এক্সচেঞ্জ কমিশন (মিউচুয়াল ফান্ড) বিধিমালা ২০০১,

As at 31 March 2019

	Amount in Taka
	31-Mar-19
A. Assets	
Investments (at cost price)	301,186,080
Preliminary and issue expenses	5,091,005
Advance, deposit and prepayments	256,024
Other receivables	9,291,399
Cash and cash equivalents	6,416,806
Total	322,241,314
B. Liabilities	
Accounts payable	77,340
Provision for diminution in value of securities	11,903,195
Liability for expenses	1,889,037
Total	13,869,572
C. Net Assets (A-B)	308,371,742
D. Owners' Equity	
Unit capital fund	312,210,000
Unit premium reserve	(727,185)
Retained earnings	(3,111,073)
Total	308,371,742
Net Asset Value (NAV) Per Unit	
At cost price	10.26
At market price	9.88



A N M Fakhru Islam
Manager, Operations & Compliance
LankaBangla Asset Management Company Limited

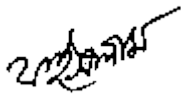


Masum Ali
Chief Executive Officer
LankaBangla Asset Management Company Limited

LankaBangla Al-Arafah Shariah Unit Fund

Asset Manager: LankaBangla Asset Management Company Limited
Statement of Profit or Loss and Other Comprehensive Income (Unaudited)
As per the Rule 70 of the সিকিউরিটিজ ও এক্সচেঞ্জ কমিশন (মিউচুয়াল ফান্ড) বিধিমালা ২০০১,
For the Period from 01 January 2019 to 31 March 2019

	<u>Amount in Taka</u>
	<u>01 January 2019</u>
	to
	<u>31 March 2019</u>
Revenue	
Gain/(loss) on sale of marketable securities	2,155,628
Dividend income	1,240,103
Profit on bank deposit and MTDR	237,813
	3,633,544
Less : Operating Expenses	
Management fees	1,554,148
Amortization of preliminary and issue expenses	209,219
CDBL fees	630
CDBL settlement and demat charges	25,166
Custodian fees	111,445
Trustee fees	118,429
BSEC annual fees	89,865
Brokerage commission	239,996
Selling agents' commission	8,972
Bank charges and excise duty	608
Advertisement and publication expenses	82,200
Other expenses	54,007
Total Expenses	2,494,685
Profit/(Loss) Before Provision During the Period	1,138,859
Add/(Less): (Provision)/Write back of provision during the period	(4,280,840)
Net Profit / (Loss) After Provision During the Period	(3,141,981)
Earnings Per Unit (EPU) During the Period	(0.10)



A N M Fakhru Islam
Manager, Operations & Compliance
LankaBangla Asset Management Company Limited



Masum Ali
Chief Executive Officer
LankaBangla Asset Management Company Limited

LankaBangla Al-Arafah Shariah Unit Fund

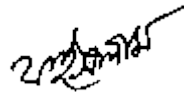
Asset Manager: LankaBangla Asset Management Company Limited

Statement of Changes in Equity (Unaudited)

For the Period from 01 January 2019 to 31 March 2019

Amount in Taka

Particulars	Unit capital fund	Unit premium /discount	Retained earnings	Total equity
Opening balance as at 01 January 2019	314,340,000	(706,915)	12,604,508	326,237,593
Unit fund subscription during the period	890,000	-	-	890,000
Unit fund surrender during the period	(3,020,000)	-	-	(3,020,000)
Unit premium during the period	-	7,170	-	7,170
Unit discount during the period	-	(27,440)	-	(27,440)
Net profit/(loss) during the period	-	-	(3,141,981)	(3,141,981)
Cash dividend paid	-	-	(12,573,600)	(12,573,600)
Closing balance as at 31 March 2019	<u>312,210,000</u>	<u>(727,185)</u>	<u>(3,111,073)</u>	<u>308,371,742</u>



A N M Fakhruul Islam
Manager, Operations & Compliance
LankaBangla Asset Management Company Limited



Masum Ali
Chief Executive Officer
LankaBangla Asset Management Company Limited

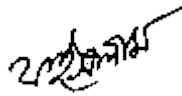
LankaBangla Al-Arafah Shariah Unit Fund

Asset Manager: LankaBangla Asset Management Company Limited

Statement of Cash Flows (Unaudited)

As per the Rule 70 of the সিকিউরিটিজ ও এক্সচেঞ্জ কমিশন (মিউচুয়াল ফান্ড) বিধিমালা ২০০১,
For the Period from 01 January 2019 to 31 March 2019

	Amount in Taka
	01 January 2019
	to
	31 March 2019
A. Cash Flows from Operating Activities	
Gain on sale of securities	754,934
Dividend income received in cash	2,147,423
Profit on bank deposit and MTDR	638,788
Advance, deposit and prepayments	(283,975)
Payment made for expenses	(3,892,480)
Net Cash from Operating Activities	(635,310)
B. Cash Flows from Investing Activities	
Acquisition of shares from secondary market	(117,253,127)
Investments in IPO	(6,000,000)
Investments returned from IPO	5,230,640
Proceeds from sale of shares in secondary market	74,374,023
Net Cash from Investing Activities	(43,648,464)
C. Cash Flows from Financing Activities	
Proceeds from issuance of units	897,170
Payments made for re-purchase of units	(3,047,440)
Dividend paid	(12,573,600)
Net Cash from Financing Activities	(14,723,870)
D. Net Cash Inflows/Outflows during the year (A+B+C)	(59,007,644)
E. Cash and cash equivalents at the beginning of the period	65,424,450
F. Cash and cash equivalents at the end of the period (D+E)	6,416,806
Net Operating Cash Flows Per Unit (NOCFU)	(0.02)



A N M Fakhru Islam
Manager, Operations & Compliance
LankaBangla Asset Management Company Limited



Masum Ali
Chief Executive Officer
LankaBangla Asset Management Company Limited