

LankaBangla 1st Balanced Unit Fund

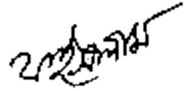
Asset Manager: LankaBangla Asset Management Company Limited

Statement of Financial Position (Unaudited)

As per the Rule 70 of the সিকিউরিটিজ ও এক্সচেঞ্জ কমিশন (মিউচুয়াল ফান্ড) বিধিমালা ২০০১,

As at June 30, 2018

	30-Jun-18	31-Dec-17
	<u>Taka</u>	<u>Taka</u>
Assets		
Investments at market price	286,398,221	409,082,605
Preliminary and issue expenses	2,453,539	2,681,278
Deposit and prepayments	795,639	590,514
Other receivables	4,491,233	41,357,434
Cash and cash equivalents	117,778,625	153,444,535
	411,917,257	607,156,366
Liabilities		
Accounts payable	4,347,275	20,496,965
Net Assets	407,569,982	586,659,401
Owners' Equity		
Unit capital fund	390,901,750	457,237,150
Unit premium reserve	15,629,603	22,420,429
Retained earnings	1,038,629	83,223,556
Unrealised gain on securities	-	23,778,266
	407,569,982	586,659,401
Net Asset Value (NAV) per unit:		
At cost price	11.07	12.31
At market price	10.43	12.83



A N M Fakhruul Islam
Manager, Operations & Compliance
LankaBangla Asset Management Company Limited

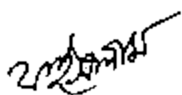


Masum Ali
Chief Executive Officer
LankaBangla Asset Management Company Limited

LankaBangla 1st Balanced Unit Fund

Asset Manager: LankaBangla Asset Management Company Limited
Statement of Profit or Loss and Other Comprehensive Income (Unaudited)
As per the Rule 70 of the সিকিউরিটিজ ও এক্সচেঞ্জ কমিশন (মিউচুয়াল ফান্ড) বিধিমালা ২০০১
For the period from January 2018 to June 2018

	01 January 2018 to 30 June 2018 <u>Taka</u>	01 January 2017 to 30 June 2017 <u>Taka</u>
Revenue		
Gain on sale of securities	9,432,088	26,792,883
Dividend income	2,605,588	10,525,000
Interest income on bank deposit and TDR	5,110,905	2,172,680
	17,148,581	39,490,563
Less : Operating expenses		
Management fees	4,127,298	4,360,787
Amortization of preliminary and issue expenses	227,739	227,739
CDBL settlement and demat charges	40,089	162,733
CDBL fees	22,811	49,998
Custodian fees	99,362	125,432
Trustee fees	225,961	248,146
Brokerage commission	530,339	580,041
Selling agents' commission	113,919	384,621
Bank charges and excise duty	14,968	9,950
Printing and publication expenses	115,200	75,000
Other expenses	263,582	10,000
Total expenses	5,781,268	6,234,447
Income before provision for the period	11,367,313	33,256,116
Less: Provision for erosion of value of marketable securities	(24,966,668)	-
Net profit/(loss) for the period	(13,599,355)	33,256,116
Earnings per unit during the period	(0.35)	0.67



A N M Fakhurul Islam
Manager, Operations & Compliance
LankaBangla Asset Management Company Limited



Masum Ali
Chief Executive Officer
LankaBangla Asset Management Company Limited

LankaBangla 1st Balanced Unit Fund

Asset Manager: LankaBangla Asset Management Company Limited

Statement of Changes in Equity

As at 31 December 2017

Amount in Taka

Particulars	Unit capital fund	Unit premium	Retained earnings	Unrealised gain/(Loss) on securities	Total
Opening balance as at 01 January 2017	273,150,000	1,021,800	3,657,520	14,649,122	292,478,442
Unit fund raised during the year	184,087,150	-	-	-	184,087,150
Unit premium reserve	-	21,398,629	-	-	21,398,629
Net profit during the year	-	-	79,566,036	-	79,566,036
Unrealised gain on securities	-	-	-	9,129,144	9,129,144
Closing balance as at 31 December 2017	457,237,150	22,420,429	83,223,556	23,778,266	586,659,401

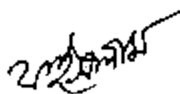
LankaBangla 1st Balanced Unit Fund

Asset Manager: LankaBangla Asset Management Company Limited

Statement of Changes in Equity

As at 30 June 2018

Opening balance as at 01 January 2018	457,237,150	22,420,429	83,223,556	23,778,266	586,659,401
Unit fund raised during the period	20,089,600	-	-	-	20,089,600
Unit fund surrender during the period	(86,425,000)	-	-	-	(86,425,000)
Unit premium reserve during the period	-	2,105,174	-	-	2,105,174
Unit discount during the period	-	(8,896,000)	-	-	(8,896,000)
Net profit/(Loss) during the period	-	-	(13,599,355)	-	(13,599,355)
Cash dividend paid	-	-	(68,585,572)	-	(68,585,572)
Unrealised gain/(Loss) on securities	-	-	-	(23,778,266)	(23,778,266)
Closing balance as at 30 June 2018	390,901,750	15,629,603	1,038,629	-	407,569,982



A N M Fakhruul Islam
Manager, Operations & Compliance
LankaBangla Asset Management Company Limited



Masum Ali
Chief Executive Officer
LankaBangla Asset Management Company Limited

LankaBangla 1st Balanced Unit Fund

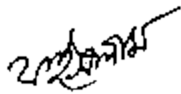
Asset Manager: LankaBangla Asset Management Company Limited

Statement of Cash Flows (Unaudited)

As per the Rule 70 of the সিকিউরিটিজ ও এক্সচেঞ্জ কমিশন (মিউচুয়াল ফান্ড) বিধিমালা ২০০১,

For the period from January 2018 to June 2018

	01 January 2018 to 30 June 2018 <u>Taka</u>	01 January 2017 to 30 June 2017 <u>Taka</u>
A. Cash flows from operating activities		
Gain on sale of securities	6,684,323	25,851,595
Dividend income received in cash	2,995,124	10,820,000
Interest received on bank deposit and TDR	4,807,444	2,172,680
Deposit and prepayments	(700,680)	(497,655)
Payment made for expenses	(5,915,421)	(1,781,644)
Net cash from operating activities	7,870,790	36,564,975
B. Cash flows from investing activities		
Acquisition of shares from secondary market	(125,346,714)	(451,206,717)
Investments in IPO	(11,700,000)	(57,231,250)
Investments returned from IPO	7,882,740	45,610,769
Investments in right shares	-	(2,700,000)
Proceeds from sale of shares in secondary market	227,339,073	189,452,820
Net cash from investing activities	98,175,099	(276,074,378)
C. Cash flows from financing activities		
Proceeds from issuance of units	22,194,774	256,413,725
Payments made for re-purchase of units	(95,321,000)	-
Dividend paid	(68,585,572)	-
Net cash from financing activities	(141,711,798)	256,413,725
Net cash flows (A+B+C)	(35,665,910)	16,904,323
Cash and cash equivalents at the beginning of the period	153,444,535	57,542,707
Cash and cash equivalents at the end of the period	117,778,625	74,447,030
 Net operating cash flow per unit (NOCFU)	 0.20	 0.73



A N M Fakhruul Islam

Manager, Operations & Compliance

LankaBangla Asset Management Company Limited



Masum Ali

Chief Executive Officer

LankaBangla Asset Management Company Limited