

LankaBangla Al-Arafah Shariah Unit Fund

Asset Manager: LankaBangla Asset Management Company Limited

Statement of Financial Position (Unaudited)

As per the Rule 70 of the সিকিউরিটিজ ও এক্সচেঞ্জ কমিশন (মিউচুয়াল ফান্ড) বিধিমালা ২০০১

As at June 30, 2018

30-Jun-18

Taka

Assets

Investments at market price	151,448,421
Preliminary and issue expenses	5,727,962
Advance, deposit and prepayments	364,451
Other receivables	4,488,410
Cash and cash equivalents	206,002,115
	368,031,359

Liabilities

Accounts payable	2,528,777
------------------	-----------

Net Assets

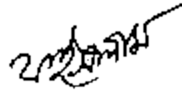
365,502,582

Owners' Equity

Unit capital fund	371,160,000
Unit premium reserve	(267,935)
Retained earnings	(5,389,483)
	365,502,582

Net Asset Value (NAV) per unit:

At cost price	10.22
At market price	9.85



A N M Fakhruul Islam
Manager, Operations & Compliance
LankaBangla Asset Management Company Limited



Masum Ali
Chief Executive Officer
LankaBangla Asset Management Company Limited

LankaBangla Al-Arafah Shariah Unit Fund

Asset Manager: LankaBangla Asset Management Company Limited
Praasad Trade Centre (4th Floor), 6 Kemal Ataturk Avenue, Banani, Dhaka-1213

Statement of Profit or Loss and Other Comprehensive Income

For the period from 02 April 2018 to 30 June 2018

02 April 2018

to

30 June 2018

Taka

Revenue

Gain/(loss) on sale of securities
Dividend income
Profit on bank deposit and MTDR

(649,207)

2,288,915

9,682,267

11,321,975

Less : Operating expenses

Management fees
Amortization of preliminary and issue expenses
CDBL settlement and demat charges
Custodian fees
Trustee fees
Brokerage commission
Selling agents' commission
Bank charges and excise duty
Advertisement and publication expenses
Other expenses

2,188,363

211,544

20,354

87,397

145,120

38,250

74,412

2,630

57,486

47,400

2,872,956

Total expenses

Income before provision for the period

Less: Provision for erosion of value of marketable securities

8,449,019

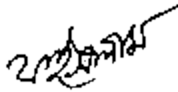
(13,838,502)

Net loss for the period

(5,389,483)

Earnings per unit during the period

(0.15)



A N M Fakhru Islam

Manager, Operations & Compliance

LankaBangla Asset Management Company Limited



Masum Ali

Chief Executive Officer

LankaBangla Asset Management Company Limited

LankaBangla Al-Arafah Shariah Unit Fund

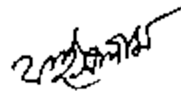
Asset Manager: LankaBangla Asset Management Company Limited

Statement of Changes in Equity

As at June 30, 2018

Amount in Taka

Particulars	Unit capital fund	Unit premium /discount	Retained earnings	Unrealised gain/(Loss) on securities	Total
Unit fund raised during the period	418,895,000	-	-	-	418,895,000
Unit fund surrender during the period	(47,735,000)	-	-	-	(47,735,000)
Unit premium this period	-	251,225	-	-	251,225
Unit discount this period	-	(519,160)	-	-	(519,160)
Net profit/(loss) during the period	-	-	(5,389,483)	-	(5,389,483)
Unrealised gain/(Loss) on securities	-	-	-	-	-
Balance as at 30 June 2018	371,160,000	(267,935)	(5,389,483)	-	365,502,582



A N M Fakhru Islam
Manager, Operations & Compliance
LankaBangla Asset Management Company Limited



Masum Ali
Chief Executive Officer
LankaBangla Asset Management Company Limited

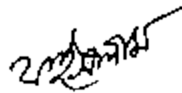
LankaBangla Al-Arafah Shariah Unit Fund

Asset Manager: LankaBangla Asset Management Company Limited
Praasad Trade Centre (4th Floor), 6 Kemal Ataturk Avenue, Banani, Dhaka-1213

Statement of Cash Flows

For the period from 02 April 2018 to 30 June 2018

	02 April 2018 to 30 June 2018 <u>Taka</u>
A. Cash flows from operating activities	
Gain on sale of securities	(687,457)
Dividend income received in cash	2,180,870
Profit on bank deposit and MTDR	11,509,894
Advance, deposit and prepayments	(364,451)
Payment made for expenses	(10,041,883)
Net cash from operating activities	2,596,973
B. Cash flows from investing activities	
Acquisition of shares from secondary market	(180,752,260)
Investments in IPO	(5,200,000)
Investments returned from IPO	2,516,130
Proceeds from sale of shares in secondary market	15,949,207
Net cash from investing activities	(167,486,923)
C. Cash flows from financing activities	
Proceeds from issuance of units	419,146,225
Payments made for re-purchase of units	(48,254,160)
Net cash from financing activities	370,892,065
Net cash flows (A+B+C)	206,002,115
Cash and cash equivalents at the beginning of the period	-
Cash and cash equivalents at the end of the period	206,002,115
Net operating cash flows per unit (NOCFU)	0.07



A N M Fakhru Islam
Manager, Operations & Compliance
LankaBangla Asset Management Company Limited



Masum Ali
Chief Executive Officer
LankaBangla Asset Management Company Limited