

Weekly Open End Mutual Fund Review

YTD Return of DSEX -13.5%

YTD Return of Open End MFs -4.3%

Open End Funds' Performance Summary

Name of Open End Fund	NAV Per Unit ¹	Selling Price	Repurchase Price	Entry Load	Exit Load	NAV Return 2018 YTD	NAV Return 2017	Weekly NAV Change	Latest Dividend	Dividend to Selling Price	AUM (BDT mn)	Inception
Alif AMC												
Sandhani Life Unit Fund	9.70	9.70	9.65	0.0%	0.5%	-10.6%	7.7%	1.4%	12.5%	12.9%	331	Jul-12
Alliance Capital AMC												
MTB Unit Fund	11.42	10.20	10.15	12.0%	12.5%	7.3%	10.7%	0.4%	13.0%	12.7%	972	Dec-11
ATC												
ATC Shariah Unit Fund	10.40	10.40	10.35	0.0%	0.5%	1.6%	11.0%	-1.0%	8.0%	7.7%	125	Nov-16
CAPM												
CAPM Unit Fund	113.80	113.80	112.30	0.0%	1.3%	-3.5%	19.9%	-2.2%	5.0%	4.4%	95	Mar-14
Credence AMC												
Credence First Growth Fund	9.43	9.43	9.40	0.0%	0.3%	-12.6%	15.3%	-6.3%	7.0%	7.4%	182	May-17
Credence First Shariah unit Fund	10.20	10.20	10.00	0.0%	2.0%	1.8% ²	n/a	-0.8%	0.0%	0.0%	102	Mar-18
HF Asset Management												
HFAML Unit Fund	9.74	9.74	9.44	0.0%	3.2%	-3.3% ²	n/a	0.5%	0.0%	0.0%	487	Jan-18
ICB AMC												
Bangladesh Fund	91.33	98.00	95.00	6.8%	3.9%	-4.9%	12.2%	-0.2%	6.0%	6.1%	16,166	Aug-11
ICB AMCL Converted First Unit Fund	9.65	10.00	9.70	3.5%	0.5%	-3.0%	16.5%	2.7%	6.0%	6.0%	388	Feb-14
ICB AMCL Islamic Unit Fund	9.70	10.00	9.70	3.0%	0.0%	0.1%	5.4%	0.6%	8.0%	8.0%	667	May-15
ICB AMCL Pension Holders' Unit Fund	189.00	190.00	185.00	0.5%	2.2%	-9.6%	20.4%	0.1%	12.5%	6.6%	327	Oct-04
ICB AMCL Unit Fund	218.51	220.00	215.00	0.7%	1.6%	-2.9%	14.0%	-0.2%	19.0%	8.6%	7,384	Jun-03
First ICB Unit Fund	10.17	10.40	10.10	2.2%	0.7%	-2.6%	12.2%	-0.7%	10.0%	9.6%	922	Mar-16
Second ICB Unit Fund	10.77	11.00	10.70	2.1%	0.7%	-3.8%	21.8%	-1.2%	10.0%	9.1%	127	Apr-16
Third ICB Unit Fund	11.59	11.60	11.30	0.1%	2.6%	-5.3%	25.2%	-1.4%	10.0%	8.6%	350	May-16
Fourth ICB Unit Fund	11.10	11.10	10.80	0.0%	2.8%	-2.3%	19.2%	-0.5%	10.0%	9.0%	252	May-16
Fifth ICB Unit Fund	11.29	11.30	11.00	0.1%	2.6%	-4.0%	18.1%	-1.0%	10.0%	8.8%	394	May-16
Sixth ICB Unit Fund	11.65	12.30	12.00	5.3%	2.9%	-7.9%	25.6%	-1.8%	11.0%	8.9%	317	Jul-16
Seventh ICB Unit Fund	11.91	10.12	10.15	17.7%	17.3%	-6.3%	32.5%	-1.5%	11.0%	10.9%	482	Dec-16
Eighth ICB Unit Fund	11.26	11.20	10.90	0.5%	3.3%	0.5%	4.5%	-1.0%	11.0%	9.8%	383	Feb-17
IDLC AMC												
IDLC Balanced Fund	9.84	9.84	9.84	0.0%	0.0%	-11.1%	12.9%	1.2%	2.5%	2.5%	793	Jul-17
IDLC Growth Fund	9.80	9.80	9.80	0.0%	0.0%	-3.1% ²	n/a	0.2%	0.0%	0.0%	490	May-18
Impress Capital												
ICL Balanced Fund	11.01 ³	11.01	11.01	0.0%	0.0%	-15.0%	31.1%	0.5%	5.0%	4.5%	339	Sep-16
BCB ICL Growth Fund	10.06	10.06	10.06	0.0%	0.0%	-0.1% ²	n/a	-0.2%	0.0%	0.0%	264	Apr-18
LankaBangla AMC												
LankaBangla 1st Balanced Unit Fund	10.62	10.62	10.62	0.0%	0.0%	-5.5%	19.7%	-0.5%	15.0%	14.1%	415	Nov-16
LankaBangla Al-Arafah Shariah Unit Fund	9.77	9.77	9.77	0.0%	0.0%	-3.5% ²	n/a	-0.3%	0.0%	0.0%	366	Apr-18
National AMC												
NAM IBBL Islamic Unit Fund	9.88	9.88	9.58	0.0%	3.1%	-2.9%	8.5%	-0.9%	8.0%	8.1%	153	Aug-17
Peninsula AMC												
Peninsula AMCL BDBL Unit Fund One	10.89	10.89	10.69	0.0%	1.9%	-9.5%	29.8%	2.9%	10.0%	9.2%	214	Mar-16
Peninsula Sadharan Bima Corporation Unit Fund One	8.58	9.01	8.58	4.8%	0.0%	-14.3%	-0.2%	-3.9%	0.0%	0.0%	345	Sep-17
Prime Finance AMC												
Prime Financial First Unit Fund	106.86	104.00	101.00	2.8%	5.8%	0.0%	19.8%	-1.7%	12.0%	11.5%	198	Mar-10
Prime Financial Second Mutual Fund	10.14	10.10	9.90	0.4%	2.4%	-1.5%	4.1%	-1.4%	17.5%	17.3%	402	Mar-17
Rupali Life Insurance First Mutual Fund	10.16 ³	10.10	9.90	0.6%	2.6%	-8.5%	13.5%	-1.6%	12.0%	11.9%	338	Apr-15
Shanta Asset Management												
Shanta First Income Unit Fund	10.44	10.44	10.44	0.0%	0.0%	9.4% ²	n/a	-0.3%	5.0%	4.8%	209	Feb-18
UFS												
UFS-Padma Life Islamic Unit Fund	9.91	9.91	9.61	0.0%	3.1%	-5.2%	15.8%	-0.3%	13.0%	13.1%	315	Nov-16
UFS-Popular Life Unit Fund	10.94	10.94	10.64	0.0%	2.8%	-3.8%	21.0%	0.8%	13.0%	11.9%	785	Apr-16
UFS-Pragati Life Unit Fund	9.96	9.96	9.66	0.0%	3.1%	-6.6%	20.2%	0.2%	12.0%	12.0%	70	May-17
UFS-IBBL Shariah Unit Fund	9.49	9.49	9.19	0.0%	3.3%	-7.1%	1.6%	-0.1%	0.0%	0.0%	949	Jul-17
VIPB												
VIPB Accelerated Income Unit Fund	12.38	12.38	12.38	0.0%	0.0%	-9.7%	33.7%	0.9%	5.0%	4.0%	1,077	Jul-16
VIPB Growth Fund	9.37	9.37	9.30	0.0%	0.8%	-8.2% ²	n/a	0.8%	0.0%	0.0%	408	Apr-18
Zenith Investments												
Zenith Annual Income Fund	10.40	10.40	10.40	0.0%	0.0%	6.4% ²	n/a	-1.3%	0.0%	0.0%	104	Feb-18

Foot Notes:

1. Net Asset Value (NAV) Per Unit at Market Price is as on August 2, 2018

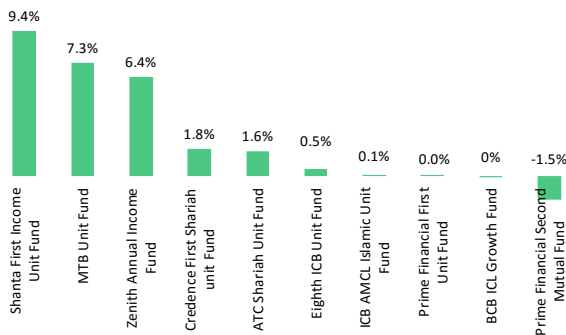
2. These funds were launched during 2018. Here '2018 YTD Change in NAV' represents the return since inception of these funds. Hence is not directly comparable with return of funds that operated throughout the year

3. Adjusted NAV after provisioning dividend

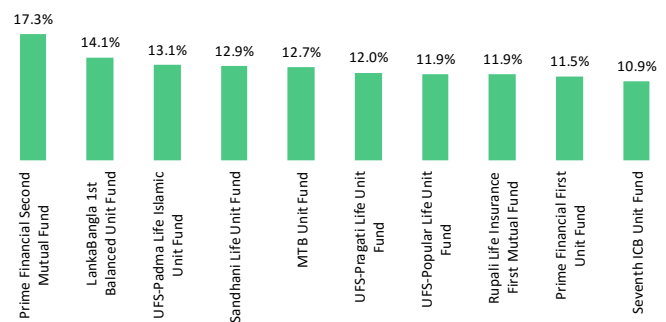
Open End Fund Managers' Performance

Fund Manager	AUM (BDT mn)	NAV Return 2018 YTD	NAV Return 2017	Dividend to Selling Price	Market Share	Number of Open End Funds
Alif AMC	331	-10.6%	7.7%	12.9%	0.9%	1
Alliance Capital AMC	972	7.3%	10.7%	12.7%	2.5%	1
ATC	125	1.6%	11.1%	7.7%	0.3%	1
CAPM	95	-3.5%	19.9%	4.4%	0.2%	1
Credence AMC	284	-7.4%	15.3%	4.8%	0.7%	2
HF Asset Management	487	-3.3%	n/a	0.0%	1.3%	1
ICB AMC	28,160	-4.1%	13.4%	7.2%	72.8%	13
IDLC AMC	1,283	-8.0%	12.9%	1.6%	3.3%	2
Impress Capital	603	-8.5%	31.1%	2.6%	1.6%	2
LankaBangla AMC	781	-4.5%	19.7%	7.5%	2.0%	2
National AMC	153	-2.9%	8.5%	8.1%	0.4%	1
Peninsula AMC	559	-12.5%	29.8%	3.5%	1.4%	2
Prime Finance AMC	938	-3.7%	11.0%	14.1%	2.4%	3
Shanta Asset Management	209	9.4%	n/a	4.8%	0.5%	1
UFS	2,119	-5.5%	12.0%	6.8%	5.5%	4
VIPB	1,485	-9.3%	33.7%	2.9%	3.8%	2
Zenith Investments	104	6.4%	n/a	0.0%	0.3%	1

Top Open End Funds by YTD Change in NAV



Top Open End Funds by Dividend/Selling Price



Open End Shariah Funds' Performance Summary

Fund Name	NAV Return 2018 YTD	Fund Manager
ATC Shariah Unit Fund	1.6%	ATC
Credence First Shariah unit Fund ¹	1.8%	Credence AMC
ICB AMCL Islamic Unit Fund	0.1%	ICB AMC
LankaBangla Al-Arafah Shariah Unit Fund ¹	-3.5%	LankaBangla AMC
UFS-Padma Life Islamic Unit Fund	-5.2%	UFS

Alternative Investment Instruments

Instruments	Yield
Defense and Postal Saving Certificates ¹	11.28%
Fixed Deposits	2.30% - 10.0%
Corporate Bonds	2.30% - 8.50%
364 days T.Bill	3.44%
2yr T.Bond	5.04%
5yr T.Bond	5.74%

Foot Note :

1. Maximum investable amount BDT 3,000,000 under one name

Foot Note:

1. These funds were launched during 2018. Here '2018 YTD Change in NAV' represents the return since inception of these funds. Hence is not directly comparable with return of funds that operated throughout the year

Weekly Closed End Mutual Fund Review

YTD Return of DSEX **-13.5%**
 YTD Return of Closed End MFs **-6.6%**
 P/NAV of Closed End MFs(x) **0.65**

Closed End Funds' Performance Summary

Ticker	Price ¹ (BDT)	NAV Per Unit ²	Price to NAV(x)	Premium/Discount	Dividend ³ Yield	NAV Return 2018 YTD	NAV Return 2017	Weekly NAV Change	Redemption
AIMS									
GRAMEENS2	16.8	19.72	0.85	15% Discount	6.5%	-1.9%	24.7%	1.1%	Sep-2018
RELIANCE1	10.3	14.10	0.73	27% Discount	9.7%	-1.9%	21.2%	1.1%	Jul-2021
ATC									
ATCSLGF	10.8	13.53	0.80	20% Discount	14.4%	-4.1%	26.1%	0.1%	Mar-2025
CAPM									
CAPMBDBLMF	7.9	10.69	0.74	26% Discount	2.5%	-2.1%	10.7%	-0.6%	Jan-2027
CAPMIBBLMF	8.1	10.27	0.79	21% Discount	0.0%	2.1% ⁴	n/a	-0.1%	Mar-2028
ICB AMC									
1STPRIMFMF	11.2	10.99	1.02	2% Premium	7.6%	-9.4%	16.2%	-0.5%	Mar-2019
ICB3RDNRB	6.0	7.89	0.76	24% Discount	8.3%	-10.2%	15.3%	-0.5%	May-2020
ICBAMCL2ND	7.0	9.05	0.77	23% Discount	8.6%	-12.9%	19.9%	-1.2%	Oct-2019
ICBAGRANI1	7.6	9.94	0.76	24% Discount	0.0%	-8.8%	0.7%	0.1%	Oct-2027
ICBEPMF1S1	6.7	8.09	0.83	17% Discount	9.7%	-8.4%	14.6%	-0.7%	Jan-2020
ICBSONALI1	8.3	9.35	0.89	11% Discount	9.0%	-8.0%	23.6%	0.3%	Jun-2023
IFILISLMF1	7.5	9.22	0.81	19% Discount	12.0%	-6.2%	11.7%	-0.5%	Nov-2020
PF1STMF	6.4	8.24	0.78	22% Discount	7.8%	-9.9%	16.7%	-0.5%	May-2020
PRIME1ICBA	6.9	8.58	0.80	20% Discount	10.1%	-9.8%	21.7%	-0.5%	Feb-2020
LR Global									
AIBL1STMF	7.5	10.81	0.69	31% Discount	10.7%	-2.3%	15.0%	-0.1%	Jan-2021
DBH1STMF	8.4	11.65	0.72	28% Discount	6.0%	-8.2%	25.4%	0.5%	Feb-2020
GREENDELMF	8.0	11.67	0.69	31% Discount	6.3%	-8.5%	25.3%	0.5%	Sep-2020
LRGLOBMF1	7.9	11.06	0.71	29% Discount	9.9%	-7.8%	23.8%	0.5%	Sep-2021
MBL1STMF	7.7	10.97	0.70	30% Discount	10.4%	-8.0%	24.9%	0.5%	Feb-2021
NCCBLMF1	7.4	10.88	0.68	32% Discount	13.5%	-7.3%	23.3%	0.4%	May-2022
RACE									
1JANATAMF	6.4	11.12	0.58	42% Discount	3.1%	-8.2%	20.8%	1.7%	Sep-2020
ABB1STMF	5.9	11.74	0.50	50% Discount	5.1%	-8.8%	23.4%	1.1%	Jan-2022
EBL1STMF	7.5	11.29	0.66	34% Discount	2.7%	-7.0%	24.0%	1.5%	Aug-2019
EBLNRBMF	5.8	11.33	0.51	49% Discount	3.4%	-6.3%	23.4%	1.3%	May-2021
EXIM1STMF	6.5	11.31	0.57	43% Discount	3.1%	-12.2%	25.8%	2.2%	Jul-2023
FBFIF	5.4	11.92	0.45	55% Discount	3.7%	-1.6%	18.5%	1.1%	Mar-2022
IFIC1STMF	5.5	11.07	0.50	50% Discount	3.6%	-7.9%	21.2%	1.4%	Apr-2020
PHPMF1	6.0	11.10	0.54	46% Discount	4.2%	-8.0%	25.1%	1.5%	Nov-2020
POPULAR1MF	5.4	11.04	0.49	51% Discount	6.5%	-8.9%	22.7%	1.2%	Oct-2020
TRUSTB1MF	6.1	11.59	0.53	47% Discount	3.3%	-8.0%	22.8%	1.8%	Jan-2020
Strategic Equity Management									
SEMLIBLSF	9.2	10.41	0.88	12% Discount	2.7%	1.0%	3.5%	-0.6%	Feb-2027
SEMLLECMF	8.7	10.66	0.82	18% Discount	11.5%	-0.5%	15.0%	-0.5%	Jan-2026
Vanguard AMC									
VAMLBDMF1	8.9	10.85	0.82	18% Discount	11.2%	-11.3%	23.2%	0.2%	Jan-2026
VAMLRBBF	8.5	10.84	0.78	22% Discount	14.1%	-10.1%	21.6%	0.1%	Dec-2026
VIPB									
NLI1STMF	14.7	15.56	0.94	6% Discount	10.2%	-10.0%	31.7%	0.9%	Feb-2022
SEBL1STMF	13.8	14.53	0.95	5% Discount	9.8%	-10.2%	31.2%	0.9%	May-2021

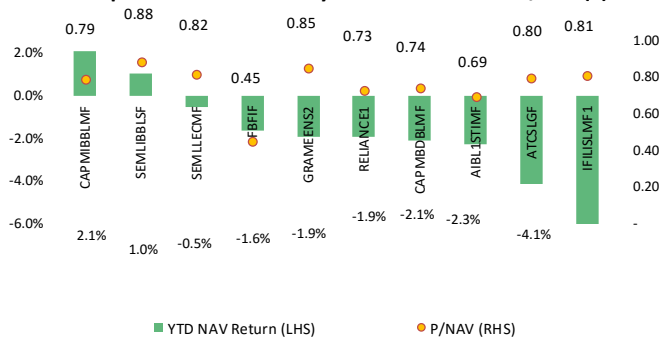
Foot Notes

- Price is as on August 2, 2018
- Net Asset Value (NAV) Per unit at Market Price is as on August 2, 2018
- On latest cash dividend declared
- These funds were launched during 2018. Here '2018 YTD Change in NAV' represents the return since inception of these funds. Hence is not directly comparable with return of funds that operated throughout the year

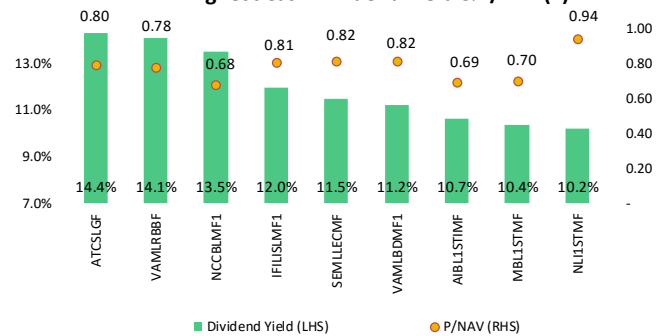
Closed End Fund Managers' Performance

Fund Manager	AUM (BDT mn)	P/NAV	Dividend Yield	NAV Return 2018 YTD	NAV Return 2017	Weekly NAV Change	Market Share
AIMS	4,450	0.83	7.2%	-1.9%	24.1%	1.1%	7.3%
ATC	836	0.80	14.4%	-4.1%	26.4%	0.1%	1.4%
CAPM	1,222	0.77	1.1%	0.3%	10.7%	-0.3%	2.0%
ICB AMC	6,252	0.81	8.0%	-9.0%	15.5%	-0.4%	10.3%
LR Global	9,950	0.70	9.3%	-7.3%	23.4%	0.4%	16.4%
RACE	31,211	0.51	3.9%	-6.4%	21.9%	1.4%	51.5%
SEML	1,574	0.86	5.7%	0.5%	15.0%	-0.6%	2.6%
VANGUARD AMC	2,853	0.80	13.0%	-10.6%	22.2%	0.2%	4.7%
VIPB	2,233	0.95	9.9%	-10.1%	31.4%	0.9%	3.7%

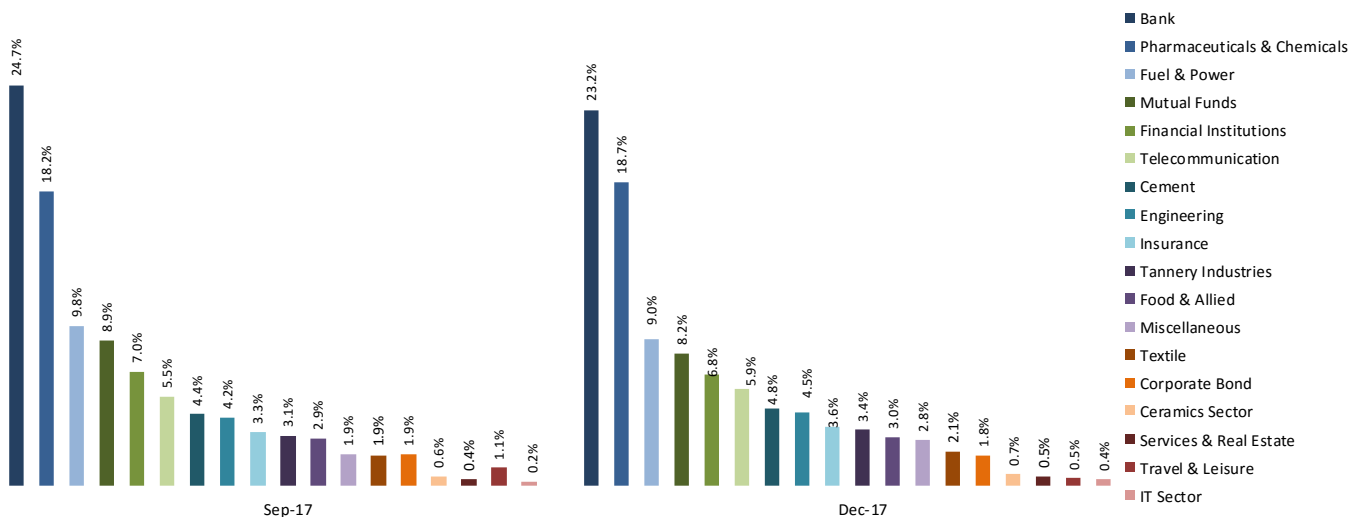
Top Closed End Funds by YTD NAV Return & P/NAV(x)



Highest Cash Dividend Yield & P/NAV(x)



Sector wise Fund Allocation by Closed End Mutual Funds



Disclaimer: This Weekly Mutual Fund Review is published by LankaBangla Asset Management Company Limited ("LBAMCL") for information solely for its clients and therefore cannot be considered as guidelines, recommendations or as a professional guide for the readers. All information and analysis provided in this Report have been compiled from and analyzed on the basis of LBAMCL's own research, based on and derived from publicly available documentation and information respectively. This report is exclusively prepared for informational purposes and is consistent with all the existing laws, rules, regulations and directives of the regulator, Bangladesh Securities and Exchange Commission. The information provided in this Report is not intended to, and does not include all the factors which shall be considered in a best execution analysis and related order routing determinations. Furthermore, LBAMCL makes no guarantee, warranties or representations, neither express nor implied regarding the accuracy of the Report. LBAMCL disclaims and accepts no liability for any direct, indirect, punitive, special, consequential, or incidental damages or losses arising in relation to this Report or of its use. The information and analysis provided in this Report may be impacted by market data system outages or errors, both internal and external, and affected by frequent movement of market and events. The Report does not sanction or recommend any particular security or market participant. LBAMCL, its analysts, officers and all the affiliates and representatives confirms that they have not received and will not receive any direct or indirect compensation in exchange for expressing any specific recommendation, opinions or views of this Report. The information and data provided herein is the exclusive property of LBAMCL and cannot be redistributed in any form or manner or whatsoever in any circumstances without the prior written consent of LBAMCL.