

LankaBangla 1st Balanced Unit Fund

Asset Manager: LankaBangla Asset Management Company Limited

Statement of Financial Position (Unaudited)

As per the Rule 70 of the সিকিউরিটিজ ও এক্সচেঞ্জ কমিশন (মিউচুয়াল ফান্ড) বিধিমালা ২০০১,

As at 30 September 2018

	30-Sep-18	31-Dec-17
	<u>Taka</u>	<u>Taka</u>
Assets		
Investments at market price	314,279,360	409,082,605
Preliminary and issue expenses	2,337,782	2,681,278
Deposit and prepayments	711,641	590,514
Other receivables	7,163,054	41,357,434
Cash and cash equivalents	99,936,637	153,444,535
	424,428,474	607,156,366
Liabilities		
Accounts payable	4,173,331	20,496,965
Net Assets	420,255,143	586,659,401
Owners' Equity		
Unit capital fund	389,541,750	457,237,150
Unit premium reserve	15,500,428	22,420,429
Retained earnings	15,212,965	83,223,556
Unrealised gain on securities	-	23,778,266
	420,255,143	586,659,401
Net Asset Value (NAV) per unit:		
At cost price	11.27	12.31
At market price	10.79	12.83

A N M Fakhru Islam

Manager, Operations & Compliance

LankaBangla Asset Management Company Limited

Masum Ali

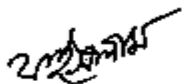
Chief Executive Officer

LankaBangla Asset Management Company Limited

LankaBangla 1st Balanced Unit Fund

Asset Manager: LankaBangla Asset Management Company Limited
Statement of Profit or Loss and Other Comprehensive Income (Unaudited)
As per the Rule 70 of the সিকিউরিটিজ ও এক্সচেঞ্জ কমিশন (মিউচুয়াল ফান্ড) বিধিমালা ২০০১,
For the period from January 2018 to September 2018

	January to September 2018	January to September 2017	July to September 2018	July to September 2017
	<u>Taka</u>	<u>Taka</u>	<u>Taka</u>	<u>Taka</u>
Revenue				
Gain on sale of securities	17,101,917	47,895,837	7,669,829	21,102,953
Dividend income	4,155,588	11,250,000	1,550,000	725,000
Interest income on bank deposit and TDR	6,786,173	3,345,317	1,675,268	1,172,638
	28,043,678	62,491,154	10,895,097	23,000,591
Less : Operating expenses				
Management fees	6,096,155	6,856,482	1,968,856	2,495,695
Amortization of preliminary and issue expenses	343,496	343,495	115,757	115,757
CDBL settlement and demat charges	62,244	234,679	22,155	71,946
CDBL fees	34,405	74,997	11,595	24,999
Custodian fees	152,238	203,649	52,877	78,217
Trustee fees	332,012	396,894	106,052	148,748
BSEC annual fees	349,508	125,436	102,725	125,436
Brokerage commission	842,359	1,282,579	312,020	702,538
Selling agents' commission	115,490	385,102	1,571	481
Bank charges and excise duty	40,563	11,101	25,595	1,151
Printing and publication expenses	199,800	149,100	84,600	74,100
Other expenses	33,800	17,805	17,000	7,805
Total expenses	8,602,070	10,081,319	2,820,802	3,846,873
Net profit during the period	19,441,608	52,409,835	8,074,295	19,153,718
Add: Other comprehensive income				
Add/(Less): (Provision)/Write back of provision for erosion of value of marketable securities	(18,866,627)	8,633,641	6,100,041	11,180,961
Total profit including unrealized gain during the period	574,981	61,043,476	14,174,336	30,334,679
Earnings per unit during the period	0.01	1.17	0.36	0.43



A N M Fakhru Islam
Manager, Operations & Compliance
LankaBangla Asset Management Company Limited



Masum Ali
Chief Executive Officer
LankaBangla Asset Management Company Limited

LankaBangla 1st Balanced Unit Fund

Asset Manager: LankaBangla Asset Management Company Limited

Statement of Changes in Equity (Unaudited)

For the period from January 2017 to September 2017

Amount in Taka

Particulars	Unit capital fund	Unit premium	Retained earnings	Unrealised gain on securities	Total
Opening balance as at January 01, 2017	273,150,000	1,021,800	3,657,520	14,649,122	292,478,442
Unit fund raised during the period	225,645,000	-	-	-	225,645,000
Unit fund decrease during the period	(52,000,000)	-	-	-	(52,000,000)
Unit premium reserve during the period	-	31,089,420	-	-	31,089,420
Unit discount during the period	-	(12,220,000)	-	-	(12,220,000)
Net profit during the period	-	-	52,409,834	-	52,409,834
Unrealised gain on securities during the period	-	-	-	8,633,641	8,633,641
Closing balance as at September 30, 2017	446,795,000	19,891,220	56,067,354	23,282,763	546,036,337

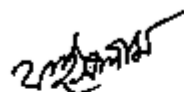
LankaBangla 1st Balanced Unit Fund

Asset Manager: LankaBangla Asset Management Company Limited

Statement of Changes in Equity (Unaudited)

For the period from January 2018 to September 2018

Opening balance as at January 01, 2018	457,237,150	22,420,429	83,223,556	23,778,266	586,659,401
Unit fund raised during the period	20,584,600	-	-	-	20,584,600
Unit fund surrender during the period	(88,280,000)	-	-	-	(88,280,000)
Unit premium reserve during the period	-	2,130,754	-	-	2,130,754
Unit discount during the period	-	(9,050,755)	-	-	(9,050,755)
Net profit/(Loss) during the period	-	-	574,981	-	574,981
Cash dividend paid	-	-	(68,585,572)	-	(68,585,572)
Unrealised gain/(Loss) on securities	-	-	-	(23,778,266)	(23,778,266)
Closing balance as at September 30, 2018	389,541,750	15,500,428	15,212,965	-	420,255,143



A N M Fakhru Islam
Manager, Operations & Compliance
LankaBangla Asset Management Company Limited



Masum Ali
Chief Executive Officer
LankaBangla Asset Management Company Limited

LankaBangla 1st Balanced Unit Fund

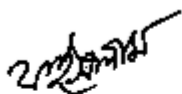
Asset Manager: LankaBangla Asset Management Company Limited

Statement of Cash Flows (Unaudited)

As per the Rule 70 of the সিকিউরিটিজ ও এক্সচেঞ্জ কমিশন (মিউচুয়াল ফান্ড) বিধিমালা ২০০১,

For the period from January 2018 to September 2018

	January to September 2018	January to September 2017
	<u>Taka</u>	<u>Taka</u>
A. Cash flows from operating activities		
Gain on sale of securities	13,602,721	46,375,695
Dividend income received in cash	5,690,624	12,370,000
Interest received on bank deposit and TDR	6,954,420	2,172,680
Prepayments	(837,053)	(787,486)
Payment made for expenses	(10,262,995)	(6,512,904)
Net cash from operating activities	15,147,717	53,617,985
B. Cash flows from investing activities		
Acquisition of shares from secondary market	(256,624,065)	(708,949,702)
Investments in IPO	(25,850,000)	(65,231,250)
Investments returned from IPO	18,616,850	54,305,179
Investment in right shares	-	(2,700,000)
Proceeds from sale of shares in secondary market	338,402,573	449,241,288
Net cash from investing activities	74,545,358	(273,334,485)
C. Cash flows from financing activities		
Proceeds from issuance of units	22,715,354	256,734,420
Payments made for re-purchase of units	(97,330,755)	(64,220,000)
Dividend paid	(68,585,572)	-
Net cash from financing activities	(143,200,973)	192,514,420
Net cash flows (A+B+C)	(53,507,898)	(27,202,080)
Cash and cash equivalents at the beginning of the period	153,444,535	57,542,707
Cash and cash equivalents at the end of the period	99,936,637	30,340,627
Net operating cash flow per unit (NOCFU)	0.39	1.20



A N M Fakhru Islam

Manager, Operations & Compliance

LankaBangla Asset Management Company Limited



Masum Ali

Chief Executive Officer

LankaBangla Asset Management Company Limited