

LankaBangla 1st Balanced Unit Fund

Asset Manager: LankaBangla Asset Management Company Limited

Statement of Financial Position (Unaudited)

As per the Rule 70 of the সিকিউরিটিজ ও এক্সচেঞ্জ কমিশন (মিউচুয়াল ফান্ড) বিধিমালা ২০০১,

As at March 31 2019

Amount in Taka

Assets

Investments at market price
Preliminary and issue expenses
Deposit and prepayments
Other receivables
Cash and cash equivalents

31-Mar-19	31-Dec-18
320,609,318	374,330,933
2,108,786	2,222,026
544,602	546,210
3,017,926	3,599,230
96,689,109	58,286,529
422,969,741	438,984,928

Liabilities

Liability for expenses

2,097,339	8,002,000
420,872,402	430,982,928

Net Assets

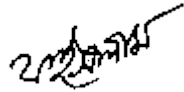
Owners' Equity

Unit capital fund
Unit premium reserve
Retained earnings

388,006,750	389,146,750
15,320,646	15,471,546
17,545,006	26,364,632
420,872,402	430,982,928

Net Asset Value (NAV) per unit:

At cost price	11.36	11.45
At market price	10.85	11.08



A N M Fakhru Islam
Manager, Operations & Compliance
LankaBangla Asset Management Company Limited



Masum Ali
Chief Executive Officer
LankaBangla Asset Management Company Limited

LankaBangla 1st Balanced Unit Fund

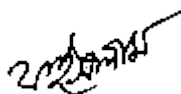
Asset Manager: LankaBangla Asset Management Company Limited

Statement of Profit or Loss and Other Comprehensive Income (Unaudited)

As per the Rule 70 of the সিকিউরিটিজ ও এক্সচেঞ্জ কমিশন (মিউচুয়াল ফান্ড) বিধিমালা ২০০১,

For the period from 01 January 2019 to 31 March 2019

	Amount in Taka	
	01 January 2019 to 31 March 2019	01 January 2018 to 31 March 2018
Revenue		
Gain on sale of securities	15,799,223	8,376,779
Dividend income	2,175,217	1,460,088
Interest income	842,926	2,523,571
	18,817,366	12,360,438
Less : Operating expenses		
Management fees	1,946,230	2,150,079
Amortization of preliminary and issue expenses	113,240	113,240
CDBL settlement and demat charges	34,642	30,829
CDBL fees	11,342	11,343
Custodian fees	54,825	50,305
Trustee fees	105,091	119,078
BSEC annual fees	100,492	122,709
Brokerage commission	470,175	431,395
Selling agents' commission	2,207	51,522
Bank charges and excise duty	385	13,130
Printing and publication expenses	82,200	79,200
Other expenses	6,000	9,000
Total expenses	2,926,829	3,181,830
Profit before provision during the period	15,890,537	9,178,608
Less: Provision for erosion of value of marketable securities	(5,252,825)	(9,644,620)
Net profit / (loss) during the period	10,637,712	(466,012)
Earnings per unit during the period	0.27	(0.01)



A N M Fakhruul Islam
Manager, Operations & Compliance
LankaBangla Asset Management Company Limited



Masum Ali
Chief Executive Officer
LankaBangla Asset Management Company Limited

LankaBangla 1st Balanced Unit Fund

Asset Manager: LankaBangla Asset Management Company Limited

Statement of Changes in Equity (Unaudited)

For the period from 01 January 2018 to 31 March 2018

Amount in Taka

Particulars	Unit capital fund	Unit premium	Retained earnings	Unrealised gain on securities	Total equity
Opening balance as at 01 January 2018	457,237,150	22,420,429	83,223,556	23,778,266	586,659,401
Unit fund raised during the period	17,805,000	-	-	-	17,805,000
Unit fund surrender during the period	(47,250,000)	-	-	-	(47,250,000)
Unit premium reserve during the period	-	1,997,780	-	-	1,997,780
Unit discount during the period	-	(5,883,650)	-	-	(5,883,650)
Net profit during the period	-	-	(466,012)	-	(466,012)
Cash dividend paid	-	-	(68,585,572)	-	(68,585,572)
Unrealised gain / (loss) on securities	-	-	-	(23,778,266)	(23,778,266)
Closing balance as at 31 March 2018	427,792,150	18,534,559	14,171,972	-	460,498,681

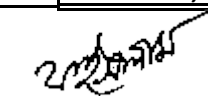
LankaBangla 1st Balanced Unit Fund

Asset Manager: LankaBangla Asset Management Company Limited

Statement of Changes in Equity (Unaudited)

For the period from 01 January 2019 to 31 March 2019

Opening balance as at 01 January 2019	389,146,750	15,471,546	26,364,632	-	430,982,928
Unit fund raised during the period	900,000	-	-	-	900,000
Unit fund surrender during the period	(2,040,000)	-	-	-	(2,040,000)
Unit premium reserve during the period	-	68,700	-	-	68,700
Unit discount during the period	-	(219,600)	-	-	(219,600)
Net profit during the period	-	-	10,637,712	-	10,637,712
Cash dividend paid	-	-	(19,457,338)	-	(19,457,338)
Closing balance as at 31 March 2019	388,006,750	15,320,646	17,545,006	-	420,872,402



A N M Fakhru Islam

Manager, Operations & Compliance

LankaBangla Asset Management Company Limited



Masum Ali

Chief Executive Officer

LankaBangla Asset Management Company Limited

LankaBangla 1st Balanced Unit Fund

Asset Manager: LankaBangla Asset Management Company Limited

Statement of Cash Flows (Unaudited)

As per the Rule 70 of the সিকিউরিটিজ ও এক্সচেঞ্জ কমিশন (মিউচুয়াল ফান্ড) বিধিমালা ২০০১,

For the period from 01 January 2019 to 31 March 2019

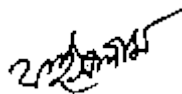
Amount in Taka

01 January 2019 to 31 March 2019	01 January 2018 to 31 March 2018
A. Cash flows from operating activities	
Gain on sale of securities	15,329,048
Dividend income received in cash	2,916,421
Interest income realized in cash	683,026
Deposit and prepayments	(215,318)
Payment made for expenses	(4,335,362)
Net cash from operating activities	2,740,128
B. Cash flows from investing activities	
Acquisition of shares from secondary market	(126,728,309)
Investments in IPO	(6,000,000)
Investments returned from IPO	5,230,640
Investments in money market-FDR	(110,000,000)
Proceeds from sale of shares in secondary market	172,270,671
Net cash from investing activities	6,168,052
C. Cash flows from financing activities	
Proceeds from issuance of units	968,700
Payments made for re-purchase of units	(2,259,600)
Dividend paid	(19,457,337)
Net cash from financing activities	(101,916,442)
Net cash flows (A+B+C)	(93,008,262)
Cash and cash equivalents at the beginning of the period	58,286,529
Cash and cash equivalents at the end of the period	60,436,273

Net operating cash flows per unit (NOCFU)

0.37

0.06



A N M Fakhru Islam
Manager, Operations & Compliance
LankaBangla Asset Management Company Limited



Masum Ali
Chief Executive Officer
LankaBangla Asset Management Company Limited