

Weekly Open End Mutual Fund Review

YTD Return of DSEX **10.26%**
YTD Return of Open End MFs **12.16%**

Open End Funds' Performance Summary												
Name of Open End Fund	NAV Per Unit ¹	Selling Price	Repurchase Price	Entry Load	Exit Load	NAV Return 2020 YTD	NAV Return 2019	Weekly NAV Change	Latest Dividend	Dividend to Selling Price	AUM (BDT mn)	Inception
Alliance Capital AMC												
Alliance Sandhani Life Unit Fund	8.31	8.31	8.31	0.0%	0.0%	-0.4%	-7.3%	-1.1%	0.00%	0.0%	238	Jul-12
MTB Unit Fund	9.55	9.55	9.25	0.0%	3.2%	8.6%	-0.9%	-1.5%	0.00%	0.0%	838	Dec-11
Assurance AML												
AAML Unit Fund	11.17	11.17	11.17	0.0%	0.0%	17.4%	-0.8%	1.3%	4.50%	4.0%	86	Aug-19
ATC												
ATC Shariah Unit Fund	9.42	9.42	9.37	0.0%	0.5%	4.7%	-10.8%	1.4%	0.00%	0.0%	129	Nov-16
Capitec AMCL												
Capitec Padma P.F. Shariah Unit Fund	9.18	9.18	8.81	0.0%	4.2%	5.6%	-6.7%	0.3%	5.00%	5.4%	284	Sep-18
Capitec Popular Life Unit Fund	9.70	9.70	9.31	0.0%	4.2%	-3.1% ²	n/a	-0.6%	2.00%	2.1%	243	Jan-20
CAPM												
CAPM Unit Fund	111.65	111.65	110.15	0.0%	1.4%	20.2%	-7.3%	0.8%	0.00%	0.0%	142	Mar-14
Constellation AMC												
Constellation Unit Fund	10.02	10.02	10.02	0.0%	0.0%	3.2%	-2.3%	0.0%	0.00%	0.0%	86	Sep-19
Credence AMC												
Credence First Growth Fund	9.11	9.11	8.91	0.0%	2.2%	7.6%	-8.3%	-0.5%	0.00%	0.0%	174	May-17
Credence First Shariah Unit Fund	9.91	9.91	9.71	0.0%	2.1%	8.5%	-2.2%	-0.1%	0.00%	0.0%	93	Mar-18
CWT AMCL												
CWT Emerging Bangladesh First Growth Fund	11.90	11.90	11.90	0.0%	0.0%	21.4%	-2.3%	0.6%	0.00%	0.0%	94	Aug-19
CWT Sadharan Bima Growth Fund	9.89	9.89	9.89	0.0%	0.0%	-1.7% ²	n/a	0.7%	0.00%	0.0%	99	Sep-20
EBL AML												
EBL AML 1st Unit Fund	10.21	10.21	10.21	0.0%	0.0%	0.9% ²	n/a	1.2%	0.00%	0.0%	168	Aug-20
EDGE Asset Management												
EDGE Bangladesh Mutual Fund	11.01	11.01	11.01	0.0%	0.0%	11.0%	-0.9%	-0.5%	2.50%	2.3%	299	Aug-18
EDGE AMC Growth Fund	11.03	11.03	11.03	0.0%	0.0%	12.2%	-2.4%	0.4%	0.00%	0.0%	111	Sep-19
Ekush Wealth Management												
Ekush First Unit Fund	11.44	11.44	11.44	0.0%	0.0%	14.2% ²	n/a	0.2%	0.00%	0.0%	75	Jun-20
HF Asset Management												
HFAML Unit Fund	8.42	8.42	8.12	0.0%	3.7%	10.2%	-11.2%	-0.7%	5.50%	6.5%	237	Jan-18
HFAML-ACME Employees' Unit Fund	9.88	9.88	9.58	0.0%	3.1%	11.9%	-6.1%	-0.6%	9.00%	9.1%	134	Nov-18
ICB AMC												
Bangladesh Fund	80.53	81.00	78.00	0.6%	3.2%	14.7%	-12.4%	-1.8%	2.50%	3.1%	14,207	Aug-11
ICB AMCL Converted First Unit Fund	8.15	8.20	7.90	0.6%	3.2%	13.4%	-10.0%	-3.3%	4.00%	4.9%	277	Feb-14
ICB AMCL Islamic Unit Fund	7.96	8.00	7.70	0.5%	3.4%	5.7%	-7.1%	-2.3%	2.50%	3.1%	564	May-15
ICB AMCL Pension Holders' Unit Fund	186.86	173.00	168.00	-8.0%	11.2%	23.8%	-10.3%	-3.6%	7.50%	4.3%	299	Oct-04
ICB AMCL Second NRB Unit Fund	10.11	9.70	9.40	-4.2%	7.6%	21.1%	-11.0%	-2.0%	9.00%	9.3%	1,197	Jan-19
ICB AMCL Unit Fund	184.88	185.00	180.00	0.1%	2.7%	10.5%	-7.2%	-2.2%	8.00%	4.3%	6,303	Jun-03
First ICB Unit Fund	8.26	8.10	7.80	-2.0%	5.9%	8.8%	-8.0%	-2.5%	6.00%	7.4%	727	Mar-16
Second ICB Unit Fund	9.90	9.20	8.90	-7.6%	11.2%	20.8%	-10.6%	-3.0%	6.00%	6.5%	127	Apr-16
Third ICB Unit Fund	10.32	10.10	9.80	-2.2%	5.3%	15.9%	-8.2%	-2.5%	6.00%	5.9%	305	May-16
Fourth ICB Unit Fund	9.19	8.80	8.50	-4.4%	8.1%	12.3%	-9.2%	-1.2%	6.00%	6.8%	181	May-16
Fifth ICB Unit Fund	9.16	9.00	8.70	-1.8%	5.3%	6.2%	-8.6%	-1.7%	6.00%	6.7%	309	May-16
Sixth ICB Unit Fund	10.25	9.80	9.50	-4.6%	7.9%	12.4%	-8.4%	-2.5%	7.00%	7.1%	262	Jul-16
Seventh ICB Unit Fund	10.11	9.70	9.40	-4.2%	7.6%	12.4%	-7.8%	-1.7%	7.00%	7.2%	395	Dec-16
Eighth ICB Unit Fund	9.45	9.10	8.80	-3.8%	7.4%	12.7%	-6.9%	-2.0%	7.00%	7.7%	317	Feb-17
IDLC AMC												
IDLC Balanced Fund	10.14	10.14	10.14	0.0%	0.0%	9.0%	-2.5%	-1.1%	0.00%	0.0%	703	Jul-17
IDLC Growth Fund	10.05	10.05	10.05	0.0%	0.0%	8.2%	-2.6%	-1.2%	0.00%	0.0%	317	May-18
IDLC AML Shariah Fund	10.84	10.84	10.84	0.0%	0.0%	8.7%	-0.1%	-0.5%	0.00%	0.0%	218	Dec-19
Impress Capital												
ICL Balanced Fund	9.91	9.91	9.91	0.0%	0.0%	15.4%	-19.5%	-0.6%	0.00%	0.0%	304	Sep-16
BCB ICL Growth Fund	9.42	9.42	9.42	0.0%	0.0%	16.0%	-19.7%	-0.8%	0.00%	0.0%	278	Apr-18
Esquire ICL Apparel Fund	10.19	10.19	10.19	0.0%	0.0%	9.8%	-7.4%	-1.0%	0.00%	0.0%	129	Aug-19
LankaBangla AMC												
LankaBangla 1st Balanced Unit Fund	11.44	11.44	11.44	0.0%	0.0%	18.2%	-8.0%	0.4%	0.00%	0.0%	432	Nov-16
LankaBangla Al-Arafah Shariah Unit Fund	8.83	8.83	8.83	0.0%	0.0%	13.6%	-19.1%	0.9%	0.00%	0.0%	272	Apr-18
National AMC												
NAM IBBL Islamic Unit Fund	7.50	7.50	7.30	0.0%	2.7%	-7.2%	-14.3%	-0.9%	0.00%	0.0%	129	Aug-17
Peninsula AMC												
Peninsula AMCL BDBL Unit Fund One	9.91	9.91	9.71	0.0%	2.1%	9.9%	-7.7%	-2.0%	0.00%	0.0%	188	Mar-16
Peninsula Sadharan Bima Corporation Unit Fund One	8.67	8.67	8.47	0.0%	2.4%	8.0%	-7.3%	-1.0%	0.00%	0.0%	328	Sep-17
Peninsula Balanced Fund	10.49	10.49	10.29	0.0%	1.9%	4.7% ²	n/a	0.0%	1.50%	1.4%	80	Mar-20
Prime Finance AMC												
Prime Financial First Unit Fund	94.18	90.00	87.00	-4.6%	8.3%	6.7%	-9.0%	0.3%	0.00%	0.0%	175	Mar-10
Prime Financial Second Mutual Fund	10.21	9.80	9.50	-4.2%	7.5%	16.4%	-8.4%	-0.5%	0.00%	0.0%	404	Mar-17
Rupali Life Insurance First Mutual Fund	9.39	9.00	8.70	-4.3%	7.9%	8.9%	-10.9%	-0.3%	0.00%	0.0%	312	Apr-15
Shanta Asset Management												
Shanta First Income Unit Fund	11.03	11.03	11.03	0.0%	0.0%	12.8%	-5.3%	0.4%	0.00%	0.0%	422	Feb-18
Shanta Amanah Shariah Fund	11.50	11.50	11.50	0.0%	0.0%	14.8%	1.1%	0.8%	1.30%	1.1%	144	Feb-19
UFS												
UFS-Padma Life Islamic Unit Fund	9.84	9.84	9.54	0.0%	3.1%	9.2%	-9.3%	0.1%	0.00%	0.0%	461	Nov-16
UFS-Popular Life Unit Fund	10.19	10.19	9.89	0.0%	3.0%	6.0%	-9.0%	-0.4%	0.00%	0.0%	731	Apr-16
UFS-Pragati Life Unit Fund	10.56	10.56	10.26	0.0%	2.9%	20.1%	-9.8%	-1.0%	0.00%	0.0%	74	May-17
UFS-IBBL Shariah Unit Fund	9.19	9.19	8.89	0.0%	3.4%	8.5%	-9.5%	-0.1%	0.00%	0.0%	919	Jul-17
UFS-Bank Asia Unit Fund	10.24	10.24	9.94	0.0%	3.0%	10.9%	-5.9%	-0.1%	0.00%	0.0%	195	Sep-18
Vanguard AML												
Vanguard AML Growth Fund	9.92	9.92	9.62	0.0%	3.1%	3.7%	-5.2%	-0.9%	0.00%	0.0%	99	Dec-18
VIPB												
VIPB Accelerated Income Unit Fund	11.45	11.45	11.22	0.0%	2.0%	6.1%	-4.6%	-0.4%	5.00%	4.4%	700	Jul-16
VIPB Growth Fund	9.77	9.77	9.57	0.0%	2.1%	5.9%	-4.3%	-0.5%	0.00%	0.0%	285	Apr-18
Zenith Investments												
Zenith Annual Income Fund	11.60	11.60	11.60	0.0%	0.0%	24.5%	-7.8%	0.0%	5.00%	4.3%	107	Feb-18

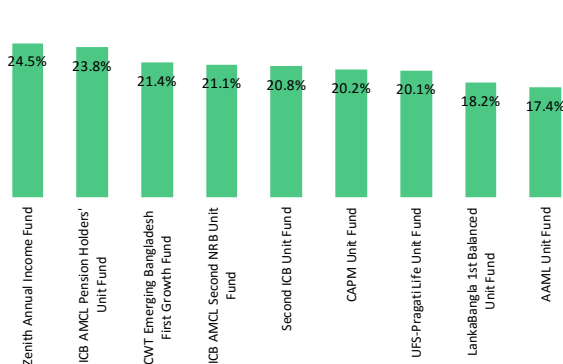
Foot Notes:

1. Net Asset Value (NAV) Per Unit at Market Price is as on October 15, 2020

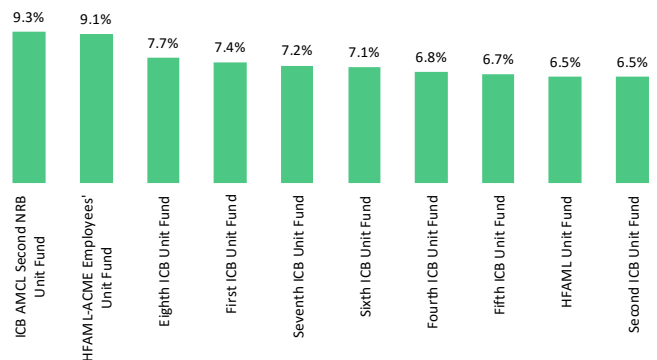
2. These funds were launched during 2020. Here '2020 YTD Change in NAV' represents the return since inception of these funds. Hence is not directly comparable with return of funds that operated throughout the year

Open End Fund Managers' Performance						
Fund Manager	AUM (BDT mn)	NAV Return 2020 YTD	NAV Return 2019	Dividend to Selling Price	Market Share	Number of Open End Funds
Alliance Capital AMC	1,076	6.7%	-2.4%	0.0%	2.9%	2
Assurance AML	86	17.4%	-0.8%	4.0%	0.2%	1
ATC	129	4.7%	-10.8%	0.0%	0.3%	1
Capitec AMCL	284	1.6%	-6.7%	3.9%	0.8%	2
CAPM	142	20.2%	-7.3%	0.0%	0.4%	1
Credence AMC	267	7.9%	-6.2%	0.0%	0.7%	2
Constellation AMC	86	3.2%	-2.3%	0.0%	0.2%	1
CWT AMCL	193	9.6%	-2.3%	0.0%	0.5%	2
EBL AML	168	0.9%	n/a	0.0%	0.5%	1
EDGE Asset Management	299	11.4%	-1.3%	1.7%	0.8%	2
Ekush Wealth Management	75	14.2%	n/a	0.0%	0.2%	1
HF Asset Management	370	10.8%	-9.5%	7.5%	1.0%	2
ICB AMC	25,470	13.5%	-10.4%	4.1%	68.7%	14
IDLC AMC	1,238	8.8%	-1.7%	0.0%	3.3%	3
Impress Capital	710	14.6%	-17.3%	0.0%	1.9%	3
LankaBangla AMC	704	16.4%	-12.4%	0.0%	1.9%	2
National AMC	129	-7.2%	-14.3%	0.0%	0.3%	1
Peninsula AMC	597	8.1%	-7.4%	0.2%	1.6%	3
Prime Finance AMC	891	11.9%	-9.4%	0.0%	2.4%	3
Shanta Asset Management	566	13.3%	-3.5%	0.3%	1.5%	2
UFS	2,379	8.4%	-9.0%	0.0%	6.4%	5
Vanguard AML	99	3.7%	-5.2%	0.0%	0.3%	1
VIPB	984	6.0%	-4.5%	3.1%	2.7%	2
Zenith Investments	107	24.5%	-7.8%	4.3%	0.3%	1

Top Open End Funds by YTD Change in NAV



Top Open End Funds by Dividend to Selling Price



Alternative Investment Instruments

Instruments	Yield
Defense and Postal Saving Certificates ¹	11.28%
Fixed Deposits	6.0%
Corporate Bonds	11.00%
364 days T.Bill	3.99%
2yr T.Bond	3.64%
5yr T.Bond	4.36%

Foot Note :

1.Maximum investable amount BDT 3,000,000 under one name

Open End Shariah Funds' Performance Summary

Fund Name	NAV Return 2020 YTD	Fund Manager
ATC Shariah Unit Fund	4.7%	ATC
Capitec Padma P.F. Shariah Unit Fund	5.6%	Capitec AMCL
Credence First Shariah unit Fund	8.5%	Credence AMC
ICB AMCL Islamic Unit Fund	5.7%	ICB AMC
LankaBangla Al-Arafah Shariah Unit Fund	13.6%	LankaBangla AMC
IDLC AML Shariah Fund ¹	8.7%	IDLC AMC
NAM IBBL Islamic Unit Fund	-7.2%	National AMC
Shanta Amanah Shariah Fund	14.8%	Shanta AMC
UFS-Padma Life Islamic Unit Fund	9.2%	UFS

Foot Note:

1. These funds were launched during 2020. Here '2020YTD Change in NAV' represents the return since inception of these funds. Hence is not directly comparable with return of funds that operated throughout the year

Weekly Closed End Mutual Fund Review

YTD Return of DSEX	10.26%
YTD Return of Closed End MFs	7.90%
P/NAV of Closed End MFs(x)	0.69

Closed End Funds' Performance Summary

Ticker	Price ¹ (BDT)	NAV Per Unit ²	Price to NAV(x)	Premium/Discount	Dividend ³ Yield	NAV Return 2020 YTD	NAV Return 2019	Weekly NAV Change
AIMS								
GRAMEENS2	13.5	17.87	0.76	24% Discount	5.2%	13.4%	-7.1%	0.7%
RELIANCE1	10.2	12.43	0.82	18% Discount	9.8%	10.4%	-6.6%	-0.6%
ATC								
ATCSLGF	8.7	10.63	0.82	18% Discount	0.0%	-1.5%	-8.1%	-0.4%
CAPM								
CAPMBDBLMF	8.9	9.88	0.90	10% Discount	0.0%	13.1%	-8.8%	0.5%
CAPMIBBLMF	11.7	10.22	1.14	14% Premium	0.0%	11.2%	-5.3%	0.9%
ICB AMC								
1STPRIMFMF	16.5	10.19	1.62	62% Premium	4.2%	25.1%	-16.5%	-3.2%
ICB3RDNRB	6.6	6.61	1.00	0% Discount	7.6%	22.8%	-15.8%	-2.8%
ICBAMCL2ND	8.2	7.43	1.10	10% Premium	6.1%	21.7%	-16.5%	-3.6%
ICBAGRANI1	7.4	8.82	0.84	16% Discount	6.8%	19.5%	-11.0%	-2.0%
ICBEPMF1S1	7.4	6.47	1.14	14% Premium	6.8%	24.7%	-16.9%	-2.5%
ICBSONALI1	8.1	8.14	1.00	0% Discount	6.2%	20.2%	-10.4%	-2.2%
IFILISLMF1	7.0	7.15	0.98	2% Discount	5.7%	14.6%	-14.1%	-2.7%
PF1STMF	7.7	6.68	1.15	15% Premium	6.5%	19.2%	-15.8%	-2.9%
PRIME1ICBA	7.1	7.45	0.95	5% Discount	7.0%	22.9%	-11.6%	-2.3%
LR Global								
AIBL1STIMF	7.3	10.48	0.70	30% Discount	11.0%	11.1%	-6.4%	3.5%
LRGLOBMF1	7.0	10.55	0.66	34% Discount	5.7%	13.6%	-8.9%	3.9%
MBL1STMF	7.1	10.50	0.68	32% Discount	11.3%	12.7%	-9.0%	3.6%
NCCBLMF1	7.1	11.04	0.64	36% Discount	8.5%	18.5%	-10.3%	4.3%
RACE								
1JANATAMF	5.8	10.44	0.56	44% Discount	0.0%	3.7%	-3.9%	-0.7%
ABB1STMF	5.9	10.60	0.56	44% Discount	0.0%	6.6%	-9.1%	0.0%
EBL1STMF	7.0	10.34	0.68	32% Discount	0.0%	4.0%	-5.0%	-0.3%
EBLNRBMF	5.9	10.37	0.57	43% Discount	0.0%	4.4%	-4.5%	-0.6%
EXIM1STMF	6.5	10.31	0.63	37% Discount	0.0%	5.0%	-8.4%	-0.3%
FBFIF	5.9	10.21	0.58	42% Discount	0.0%	2.7%	-5.5%	-0.2%
IFIC1STMF	5.9	10.24	0.58	42% Discount	0.0%	3.8%	-5.9%	-0.1%
PHPMF1	6.0	10.22	0.59	41% Discount	0.0%	2.7%	-3.5%	-0.6%
POPULAR1MF	5.7	10.37	0.55	45% Discount	0.0%	3.0%	-4.6%	-0.5%
TRUSTB1MF	6.0	10.48	0.57	43% Discount	0.0%	4.8%	-6.4%	-0.5%
Strategic Equity Management								
SEMLIBLSF	7.6	10.16	0.75	25% Discount	0.0%	10.8%	-7.3%	0.5%
SEMLLECMF	10.1	10.07	1.00	0% Premium	0.0%	9.3%	-7.6%	0.3%
SEMLFBSLGF	9.9	10.83	0.91	9% Discount	2.5%	8.8%	1.1%	0.5%
Vanguard AMC								
VAMLBDMF1	7.8	10.35	0.75	25% Discount	0.0%	11.2%	-12.5%	-0.9%
VAMLRBBF	7.2	9.33	0.77	23% Discount	0.0%	10.0%	-17.0%	-0.8%
VIPB								
NLI1STMF	13.0	12.89	1.01	1% Premium	3.8%	6.7%	-4.5%	-0.6%
SEBL1STMF	10.7	12.33	0.87	13% Discount	2.8%	7.7%	-4.4%	-0.6%

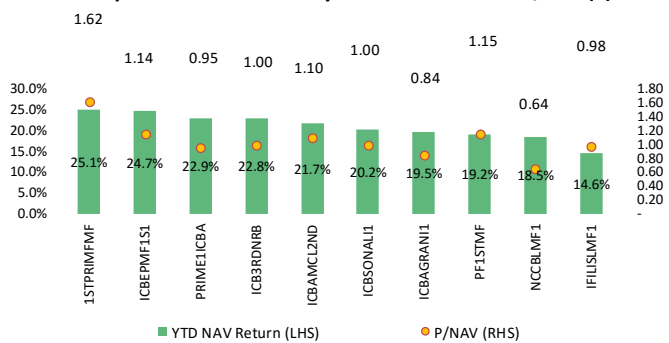
Foot Notes

1. Price is as on October 15, 2020
2. Net Asset Value (NAV) Per unit at Market Price is as on October 15, 2020
3. On latest cash dividend declared

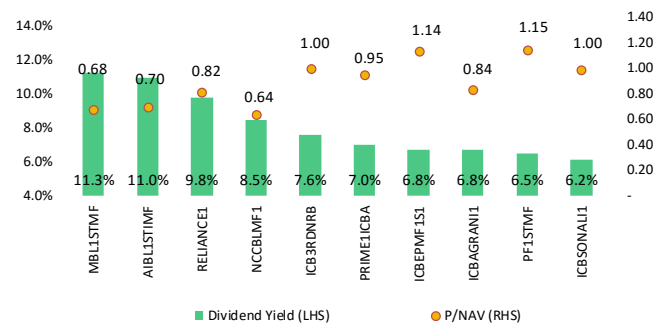
Closed End Fund Managers' Performance

Fund Manager	AUM (BDT mn)	P/NAV	Dividend Yield	NAV Return 2020 YTD	NAV Return 2019	Weekly NAV Change	Market Share
AIMS	4,011	0.77	6.1%	12.9%	-7.0%	0.5%	7.4%
ATC	657	0.82	0.0%	-1.5%	-8.1%	-0.4%	1.2%
CAPM	1,179	1.04	0.0%	12.0%	-6.8%	0.7%	2.2%
ICB AMC	5,261	1.02	6.5%	20.7%	-13.5%	-2.5%	9.7%
LR Global	6,578	0.67	7.9%	13.9%	-8.8%	3.9%	12.1%
RACE	29,811	0.58	0.0%	3.8%	-5.5%	-0.4%	55.0%
SEML	2,309	0.86	0.9%	9.8%	-4.4%	0.5%	4.3%
VANGUARD AMC	2,561	0.76	0.0%	10.5%	-15.1%	-0.9%	4.7%
VIPB	1,869	0.92	3.2%	7.4%	-4.4%	-0.6%	3.4%

Top Closed End Funds by YTD NAV Return & P/NAV(x)



Highest Cash Dividend Yield & P/NAV(x)



Disclaimer: This Weekly Mutual Fund Review is published by LankaBangla Asset Management Company Limited ("LBAMCL") for information solely for its clients and therefore cannot be considered as guidelines, recommendations or as a professional guide for the readers. All information and analysis provided in this Report have been compiled from and analyzed on the basis of LBAMCL's own research, based on and derived from publicly available documentation and information respectively. This report is exclusively prepared for informational purposes and is consistent with all the existing laws, rules, regulations and directives of the regulator, Bangladesh Securities and Exchange Commission. The information provided in this Report is not intended to, and does not include all the factors which shall be considered in a best execution analysis and related order routing determinations. Furthermore, LBAMCL makes no guarantee, warranties or representations, neither express nor implied regarding the accuracy of the Report. LBAMCL disclaims and accepts no liability for any direct, indirect, punitive, special, consequential, or incidental damages or losses arising in relation to this Report or of its use. The information and analysis provided in this Report may be impacted by market data system outages or errors, both internal and external, and affected by frequent movement of market and events. The Report does not sanction or recommend any particular security or market participant. LBAMCL, its analysts, officers and all the affiliates and representatives confirms that they have not received and will not receive any direct or indirect compensation in exchange for expressing any specific recommendation, opinions or views of this Report. The information and data provided herein is the exclusive property of LBAMCL and cannot be redistributed in any form or manner or whatsoever in any circumstances without the prior written consent of LBAMCL.