

Weekly Open End Mutual Fund Review

YTD Return of DSEX **-10.37%**
 YTD Return of Open End MFs **-6.55%**

Open End Funds' Performance Summary

Name of Open End Fund	NAV Per Unit ¹	Selling Price	Repurchase Price	Entry Load	Exit Load	NAV Return 2020 YTD	NAV Return 2019	Weekly NAV Change	Latest Dividend	Dividend to Selling Price	AUM (BDT mn)	Inception
Alliance Capital AMC												
Alliance Sandhani Life Unit Fund	7.79	7.79	7.79	0.0%	0.0%	-6.6%	-7.3%	-0.1%	8.00%	10.3%	224	Jul-12
MTB Unit Fund	8.53	8.53	8.53	0.0%	0.0%	-3.0%	-0.9%	-0.2%	0.00%	0.0%	748	Dec-11
Assurance AML												
AAML Unit Fund	9.66	9.66	9.66	0.0%	0.0%	-2.4%	-0.8%	0.0%	0.00%	0.0%	74	Aug-19
ATC												
ATC Shariah Unit Fund	8.44	8.44	8.39	0.0%	0.6%	-6.2%	-10.8%	0.0%	0.00%	0.0%	115	Nov-16
Capitec AMCL												
Capitec Padma P.F. Shariah Unit Fund	8.77	8.77	8.42	0.0%	4.2%	-4.4%	-6.7%	0.6%	3.00%	3.4%	271	Sep-18
Capitec Popular Life Unit Fund	9.32	9.32	8.95	0.0%	4.1%	-6.9%	n/a	0.8%	0.00%	0.0%	233	Jan-20
CAPM												
CAPM Unit Fund	92.51	92.51	91.01	0.0%	1.6%	-0.4%	-7.3%	0.2%	13.00%	14.1%	108	Mar-14
Constellation AMC												
Constellation Unit Fund	9.62	9.62	9.62	0.0%	0.0%	-0.9%	-2.3%	0.2%	0.00%	0.0%	83	Sep-19
Credence AMC												
Credence First Growth Fund	7.50	7.50	7.30	0.0%	2.7%	-11.5%	-8.3%	-0.1%	5.00%	6.7%	144	May-17
Credence First Shariah unit Fund	8.46	8.46	8.26	0.0%	2.4%	-7.3%	-2.2%	-0.1%	5.00%	5.9%	79	Mar-18
CWT AMCL												
CWT Emerging Bangladesh First Growth Fund	9.25	9.25	9.15	0.0%	1.1%	-5.6%	-2.3%	0.0%	0.00%	0.0%	87	Aug-19
EDGE Asset Management												
EDGE Bangladesh Mutual Fund	9.10	9.10	8.92	0.0%	2.0%	-7.8%	-0.9%	0.0%	2.50%	2.7%	247	Aug-18
EDGE AMC Growth Fund	9.16	9.16	8.98	0.0%	2.0%	-6.8%	-2.4%	-0.1%	0.00%	0.0%	92	Sep-19
Ekush Wealth Management												
Ekush First Unit Fund	10.07	10.07	10.07	0.0%	0.0%	0.5%	n/a	0.4%	0.00%	0.0%	101	Jun-20
HF Asset Management												
HFAML Unit Fund	7.20	7.20	6.90	0.0%	4.3%	-4.8%	-11.2%	0.0%	5.50%	7.6%	202	Jan-18
HFAML-ACME Employees' Unit Fund	8.26	8.26	7.96	0.0%	3.8%	-4.9%	-6.1%	-0.1%	9.00%	10.9%	112	Nov-18
ICB AMC												
Bangladesh Fund	68.20	78.00	75.00	12.6%	9.1%	-5.8%	-12.4%	0.1%	3.00%	3.8%	12,049	Aug-11
ICB AMCL Converted First Unit Fund	6.87	8.10	7.80	15.2%	11.9%	-8.9%	-10.0%	-2.4%	5.00%	6.2%	238	Feb-14
ICB AMCL Islamic Unit Fund	6.98	8.00	7.70	12.8%	9.4%	-10.2%	-7.1%	-0.1%	5.00%	6.3%	515	May-15
ICB AMCL Pension Holders' Unit Fund	146.41	168.00	163.00	12.9%	10.2%	-6.7%	-10.3%	-0.2%	11.00%	6.5%	247	Oct-04
ICB AMCL Second NRB Unit Fund	7.91	8.80	8.50	10.1%	6.9%	-3.1%	-11.0%	-0.4%	9.00%	10.2%	848	Jan-19
ICB AMCL Unit Fund	159.33	185.00	180.00	13.9%	11.5%	-8.7%	-7.2%	-1.2%	13.00%	7.0%	5,680	Jun-03
First ICB Unit Fund	6.86	7.60	7.30	9.7%	6.0%	-8.4%	-8.0%	0.3%	6.00%	7.9%	609	Mar-16
Second ICB Unit Fund	7.50	8.20	7.90	8.5%	5.1%	-6.8%	-10.6%	-0.3%	6.00%	7.3%	98	Apr-16
Third ICB Unit Fund	8.79	9.50	9.20	7.5%	4.5%	-0.3%	-8.2%	0.5%	6.00%	6.3%	265	May-16
Fourth ICB Unit Fund	7.67	8.50	8.20	9.8%	6.5%	-5.2%	-9.2%	0.7%	6.00%	7.1%	154	May-16
Fifth ICB Unit Fund	7.89	8.80	8.50	10.3%	7.2%	-7.6%	-8.6%	0.8%	6.00%	6.8%	268	May-16
Sixth ICB Unit Fund	8.20	9.00	8.70	8.9%	5.7%	-8.6%	-8.4%	0.6%	7.00%	7.8%	222	Jul-16
Seventh ICB Unit Fund	8.01	9.00	8.70	11.0%	7.9%	-9.5%	-7.8%	0.3%	7.00%	7.8%	320	Dec-16
Eighth ICB Unit Fund	7.42	8.40	8.10	11.7%	8.4%	-9.9%	-6.9%	0.7%	7.00%	8.3%	259	Feb-17
IDLC AMC												
IDLC Balanced Fund	8.87	8.87	8.87	0.0%	0.0%	-4.6%	-2.5%	-0.1%	7.00%	7.9%	615	Jul-17
IDLC Growth Fund	8.85	8.85	8.85	0.0%	0.0%	-4.7%	-2.6%	-0.2%	7.00%	7.9%	280	May-18
IDLC AML Shariah Fund	9.79	9.79	9.79	0.0%	0.0%	-1.8%	-0.1%	-0.1%	0.00%	0.0%	197	Dec-19
Impress Capital												
ICL Balanced Fund	7.72	7.72	7.72	0.0%	0.0%	-10.1%	-19.5%	-0.4%	1.85%	2.4%	237	Sep-16
BCB ICL Growth Fund	7.27	7.27	7.27	0.0%	0.0%	-10.5%	-19.7%	-0.4%	0.00%	0.0%	221	Apr-18
Esquire ICL Apparel Fund	8.47	8.47	8.47	0.0%	0.0%	-8.7%	-7.4%	-0.4%	0.00%	0.0%	109	Aug-19
LankaBangla AMC												
LankaBangla 1st Balanced Unit Fund	9.34	9.34	8.94	0.0%	4.5%	-3.5%	-8.0%	-0.3%	0.00%	0.0%	356	Nov-16
LankaBangla Al-Arafah Shariah Unit Fund	6.84	6.84	6.54	0.0%	4.6%	-12.0%	-19.1%	-0.3%	0.00%	0.0%	210	Apr-18
National AMC												
NAM IBBL Islamic Unit Fund	6.87	6.87	6.67	0.0%	3.0%	-15.0%	-14.3%	0.0%	5.00%	7.3%	118	Aug-17
Peninsula AMC												
Peninsula AMCL BDBL Unit Fund One	8.46	8.46	8.26	0.0%	2.4%	-6.2%	-7.7%	0.6%	4.50%	5.3%	161	Mar-16
Peninsula Sadharan Bima Corporation Unit Fund One	7.49	7.49	7.29	0.0%	2.7%	-6.7%	-7.3%	0.5%	0.00%	0.0%	284	Sep-17
Peninsula Balanced Fund	10.18	10.18	10.00	0.0%	1.8%	0.2%	n/a	0.4%	0.00%	0.0%	204	Mar-20
Prime Finance AMC												
Prime Financial First Unit Fund	80.94	80.00	78.00	1.2%	3.8%	-8.3%	-9.0%	-0.1%	0.00%	0.0%	150	Mar-10
Prime Financial Second Mutual Fund	8.49	8.40	8.10	1.1%	4.8%	-3.2%	-8.4%	-0.1%	0.00%	0.0%	336	Mar-17
Rupali Life Insurance First Mutual Fund	8.27	8.20	8.00	0.9%	3.4%	-4.1%	-10.9%	0.0%	5.00%	6.1%	275	Apr-15
Shanta Asset Management												
Shanta First Income Unit Fund	9.28	9.28	9.28	0.0%	0.0%	-5.1%	-5.3%	-0.3%	8.00%	8.6%	355	Feb-18
Shanta Amanah Shariah Fund	9.43	9.43	9.43	0.0%	0.0%	-6.9%	1.1%	0.0%	0.00%	0.0%	118	Feb-19
UFS												
UFS-Padma Life Islamic Unit Fund	8.51	8.51	8.21	0.0%	3.7%	-5.5%	-9.3%	-0.2%	0.00%	0.0%	398	Nov-16
UFS-Popular Life Unit Fund	8.84	8.84	8.54	0.0%	3.5%	-8.0%	-9.0%	-0.2%	3.00%	3.4%	634	Apr-16
UFS-Pragati Life Unit Fund	7.66	7.66	7.36	0.0%	4.1%	-12.9%	-9.8%	-0.5%	4.00%	5.2%	54	May-17
UFS-IBBL Shariah Unit Fund	7.96	7.96	7.66	0.0%	3.9%	-6.0%	-9.5%	-0.3%	0.00%	0.0%	796	Jul-17
UFS-Bank Asia Unit Fund	8.52	8.52	8.22	0.0%	3.6%	-7.7%	-5.9%	-0.4%	0.00%	0.0%	162	Sep-18
Vanguard AML												
Vanguard AML Growth Fund	8.92	8.92	8.62	0.0%	3.5%	-6.8%	-5.2%	0.1%	0.00%	0.0%	89	Dec-18
VIPB												
VIPB Accelerated Income Unit Fund	9.65	9.65	9.36	0.0%	3.1%	-9.9%	-4.6%	0.1%	5.00%	5.2%	590	Jul-16
VIPB Growth Fund	8.91	8.24	7.99	8.1%	11.5%	-3.5%	-4.3%	0.0%	0.00%	0.0%	240	Apr-18
Zenith Investments												
Zenith Annual Income Fund	9.03	9.03	9.03	0.0%	0.0%	-2.0%	-7.8%	-0.1%	5.00%	5.5%	84	Feb-18

Foot Notes:

1. Net Asset Value (NAV) Per Unit at Market Price is as on June 18, 2020

2. These funds were launched during 2020. Here '2020 YTD Change in NAV' represents the return since inception of these funds. Hence is not directly comparable with return of funds that operated throughout the year

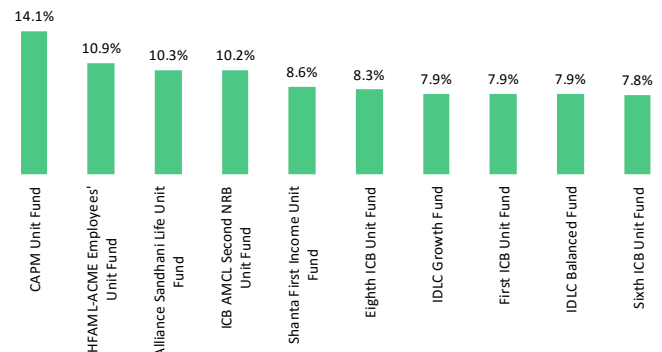
Open End Fund Managers' Performance

Fund Manager	AUM (BDT mn)	NAV Return 2020 YTD	NAV Return 2019	Dividend to Selling Price	Market Share	Number of Open End Funds
Alliance Capital AMC	972	-3.8%	-2.4%	2.4%	3.1%	2
Assurance AML	74	-2.4%	-0.8%	0.0%	0.2%	1
ATC	115	-6.2%	-10.8%	0.0%	0.4%	1
Capitec AMCL	271	-5.5%	-6.7%	1.8%	0.9%	2
CAPM	108	-0.4%	-7.3%	14.1%	0.3%	1
Credence AMC	223	-10.0%	-6.2%	6.4%	0.7%	2
Constellation AMC	83	-0.9%	-2.3%	0.0%	0.3%	1
CWT AMCL	87	-5.6%	-2.3%	0.0%	0.3%	1
EDGE Asset Management	247	-7.5%	-1.3%	2.0%	0.8%	2
Ekush Wealth Management	101	0.5%	n/a	0.0%	0.3%	1
HF Asset Management	314	-4.8%	-9.5%	8.8%	1.0%	2
ICB AMC	21,771	-6.8%	-10.4%	5.4%	68.8%	14
IDLC AMC	1,091	-4.1%	-1.7%	6.5%	3.4%	3
Impress Capital	567	-10.0%	-17.3%	1.0%	1.8%	3
LankaBangla AMC	566	-6.7%	-12.4%	0.0%	1.8%	2
National AMC	118	-15.0%	-14.3%	7.3%	0.4%	1
Peninsula AMC	648	-4.4%	-7.4%	1.3%	2.0%	3
Prime Finance AMC	761	-4.5%	-9.4%	2.2%	2.4%	3
Shanta Asset Management	473	-5.6%	-3.5%	6.5%	1.5%	2
UFS	2,044	-6.9%	-9.0%	1.2%	6.5%	5
Vanguard AML	89	-6.8%	-5.2%	0.0%	0.3%	1
VIPB	830	-8.0%	-4.5%	3.7%	2.6%	2
Zenith Investments	84	-2.0%	-7.8%	5.5%	0.3%	1

Top Open End Funds by YTD Change in NAV



Top Open End Funds by Dividend to Selling Price



Alternative Investment Instruments

Instruments	Yield
Defense and Postal Saving Certificates ¹	11.28%
Fixed Deposits	6.0%
Corporate Bonds	11.00%
364 days T.Bill	7.57%
2yr T.Bond	7.80%
5yr T.Bond	8.05%

Foot Note :

1. Maximum investable amount BDT 3,000,000 under one name

Open End Shariah Funds' Performance Summary

Fund Name	NAV Return 2020 YTD	Fund Manager
ATC Shariah Unit Fund	-6.2%	ATC
Capitec Padma P.F. Shariah Unit Fund	-4.4%	Capitec AMCL
Credence First Shariah unit Fund	-7.3%	Credence AMC
ICB AMCL Islamic Unit Fund	-10.2%	ICB AMC
LankaBangla Al-Arafah Shariah Unit Fund	-12.0%	LankaBangla AMC
IDLC AML Shariah Fund ¹	-1.8%	IDLC AMC
NAM IBBL Islamic Unit Fund	-15.0%	National AMC
Shanta Amanah Shariah Fund	-6.9%	Shanta AMC
UFS-Padma Life Islamic Unit Fund	-5.5%	UFS

Foot Note:

1. These funds were launched during 2020. Here '2020YTD Change in NAV' represents the return since inception of these funds. Hence is not directly comparable with return of funds that operated throughout the year

Weekly Closed End Mutual Fund Review

YTD Return of DSEX	-10.37%
YTD Return of Closed End MFs	-6.64%
P/NAV of Closed End MFs(x)	0.59

Closed End Funds' Performance Summary

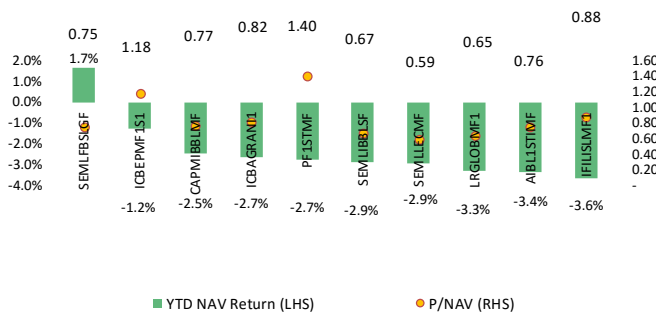
Ticker	Price ¹ (BDT)	NAV Per Unit ²	Price to NAV(x)	Premium/Discount	Dividend ³ Yield	NAV Return 2020 YTD	NAV Return 2019	Weekly NAV Change
AIMS								
GRAMEENS2	11.1	15.39	0.72	28% Discount	8.1%	-6.0%	-7.1%	0.0%
RELIANCE1	8.1	10.65	0.76	24% Discount	12.3%	-5.4%	-6.6%	-0.1%
ATC								
ATCSLGF	7.0	10.02	0.70	30% Discount	10.7%	-7.1%	-8.1%	-0.1%
CAPM								
CAPMBDBLMF	6.9	8.35	0.83	17% Discount	7.2%	-4.4%	-8.8%	0.1%
CAPMIBLMF	6.9	8.96	0.77	23% Discount	11.6%	-2.5%	-5.3%	0.0%
ICB AMC								
1STPRIMFMF	11.9	7.46	1.60	60% Premium	5.9%	-14.3%	-16.5%	-0.8%
ICB3RDNRB	5.3	5.52	0.96	4% Discount	7.5%	-4.6%	-15.8%	-0.2%
ICBAMCL2ND	7.8	6.21	1.26	26% Premium	7.7%	-4.7%	-16.5%	-0.4%
ICBAGRAN11	6.2	7.59	0.82	18% Discount	8.1%	-2.7%	-11.0%	0.2%
ICBEPMF1S1	6.5	5.52	1.18	18% Premium	6.9%	-1.2%	-16.9%	-0.5%
ICBSONALI1	7.6	6.88	1.10	10% Premium	7.9%	-4.3%	-10.4%	-0.1%
IFILISLMF1	5.6	6.35	0.88	12% Discount	10.7%	-3.6%	-14.1%	-0.4%
PF1STMF	8.2	5.86	1.40	40% Premium	6.1%	-2.7%	-15.8%	0.3%
PRIME1ICBA	5.0	6.08	0.82	18% Discount	12.0%	-6.0%	-11.6%	-0.2%
LR Global								
AIBL1STMF	6.9	9.12	0.76	24% Discount	11.6%	-3.4%	-6.4%	-0.2%
LRGLOBMF1	5.8	8.98	0.65	35% Discount	6.9%	-3.3%	-8.9%	-0.2%
MBL1STMF	6.5	8.94	0.73	27% Discount	12.3%	-4.1%	-9.0%	-0.2%
NCCBLMF1	5.9	8.92	0.66	34% Discount	10.2%	-4.3%	-10.3%	-0.2%
RACE								
1JANATAMF	4.1	9.32	0.44	56% Discount	7.3%	-7.5%	-3.9%	0.2%
ABB1STMF	4.2	9.05	0.46	54% Discount	7.1%	-9.0%	-9.1%	0.1%
EBL1STMF	4.1	9.17	0.45	55% Discount	7.3%	-7.7%	-5.0%	0.1%
EBLNRBMF	4.3	9.14	0.47	53% Discount	7.0%	-8.0%	-4.5%	0.1%
EXIM1STMF	4.1	9.18	0.45	55% Discount	8.5%	-6.5%	-8.4%	0.0%
FBFIF	3.3	9.14	0.36	64% Discount	9.1%	-8.1%	-5.5%	0.0%
IFIC1STMF	4.6	8.86	0.52	48% Discount	6.5%	-10.2%	-5.9%	0.1%
PHPMF1	4.2	9.18	0.46	54% Discount	7.1%	-7.8%	-3.5%	0.2%
POPULAR1MF	4.2	9.29	0.45	55% Discount	7.1%	-7.7%	-4.6%	0.0%
TRUSTB1MF	4.7	9.31	0.50	50% Discount	7.4%	-6.9%	-6.4%	0.1%
Strategic Equity Management								
SEMLIBLSF	6.0	8.91	0.67	33% Discount	8.3%	-2.9%	-7.3%	-0.1%
SEMLLECMF	5.3	8.94	0.59	41% Discount	9.4%	-2.9%	-7.6%	0.1%
SEMLFBSLGF	7.8	10.35	0.75	25% Discount	6.4%	1.7%	1.1%	0.1%
Vanguard AMC								
VAMLBDMF1	5.0	8.75	0.57	43% Discount	0.0%	-6.0%	-12.5%	-0.4%
VAMLRBBF	4.4	7.77	0.57	43% Discount	0.0%	-8.4%	-17.0%	-0.4%
VIPB								
NLI1STMF	9.6	11.18	0.86	14% Discount	13.5%	-10.9%	-4.5%	0.0%
SEBL1STMF	9.3	10.47	0.89	11% Discount	12.9%	-10.7%	-4.4%	0.0%

Foot Notes

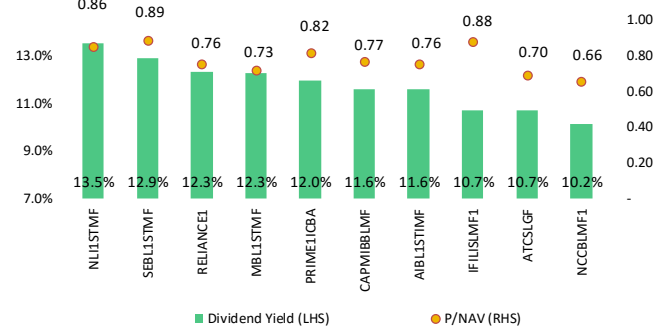
1. Price is as on June 18, 2020
2. Net Asset Value (NAV) Per unit at Market Price is as on June 18, 2020
3. On latest cash dividend declared

Closed End Fund Managers' Performance							
Fund Manager	AUM (BDT mn)	P/NAV	Dividend Yield	NAV Return 2020 YTD	NAV Return 2019	Weekly NAV Change	Market Share
AIMS	3,451	0.73	8.9%	-5.9%	-7.0%	0.0%	7.3%
ATC	619	0.70	10.7%	-7.1%	-8.1%	-0.1%	1.3%
CAPM	1,017	0.79	9.8%	-3.3%	-6.8%	0.1%	2.1%
ICB AMC	4,454	1.03	8.5%	-4.2%	-13.5%	-0.2%	9.4%
LR Global	5,568	0.68	9.1%	-3.6%	-8.8%	-0.2%	11.7%
RACE	26,459	0.44	7.7%	-7.9%	-5.5%	0.1%	55.8%
SEML	2,093	0.69	7.9%	-1.3%	-4.4%	0.0%	4.4%
VANGUARD AMC	2,146	0.57	0.0%	-7.4%	-15.1%	-0.4%	4.5%
VIPB	1,607	0.88	13.1%	-10.8%	-4.4%	0.0%	3.4%

Top Closed End Funds by YTD NAV Return & P/NAV(x)



Highest Cash Dividend Yield & P/NAV(x)



Disclaimer: This Weekly Mutual Fund Review is published by LankaBangla Asset Management Company Limited ("LBAMCL") for information solely for its clients and therefore cannot be considered as guidelines, recommendations or as a professional guide for the readers. All information and analysis provided in this Report have been compiled from and analyzed on the basis of LBAMCL's own research, based on and derived from publicly available documentation and information respectively. This report is exclusively prepared for informational purposes and is consistent with all the existing laws, rules, regulations and directives of the regulator, Bangladesh Securities and Exchange Commission. The information provided in this Report is not intended to, and does not include all the factors which shall be considered in a best execution analysis and related order routing determinations. Furthermore, LBAMCL makes no guarantee, warranties or representations, neither express nor implied regarding the accuracy of the Report. LBAMCL disclaims and accepts no liability for any direct, indirect, punitive, special, consequential, or incidental damages or losses arising in relation to this Report or of its use. The information and analysis provided in this Report may be impacted by market data system outages or errors, both internal and external, and affected by frequent movement of market and events. The Report does not sanction or recommend any particular security or market participant. LBAMCL, its analysts, officers and all the affiliates and representatives confirms that they have not received and will not receive any direct or indirect compensation in exchange for expressing any specific recommendation, opinions or views of this Report. The information and data provided herein is the exclusive property of LBAMCL and cannot be redistributed in any form or manner or whatsoever in any circumstances without the prior written consent of LBAMCL.