

## Weekly Open End Mutual Fund Review

YTD Return of DSEX **18.1%**  
YTD Return of Open End MFs **17.2%**

### Open End Funds' Performance Summary

| Name of Open End Fund                             | NAV Per Unit <sup>1</sup> | Selling Price | Repurchase Price | Entry Load | Exit Load | NAV Return 2020 YTD | NAV Return 2019 | Weekly NAV Change | Latest Dividend | Dividend to Selling Price | AUM (BDT mn) | Inception |
|---|---------------------------|---------------|------------------|------------|-----------|---------------------|-----------------|-------------------|-----------------|---------------------------|--------------|-----------|
| <b>Alliance Capital AMC</b>                       |                           |               |                  |            |           |                     |                 |                   |                 |                           |              |           |
| Alliance Sandhani Life Unit Fund                  | 8.32                      | 8.32          | 8.32             | 0.0%       | 0.0%      | -0.2%               | -7.3%           | -0.4%             | 0.00%           | 0.0%                      | 239          | Jul-12    |
| MTB Unit Fund                                     | 9.76                      | 9.76          | 9.35             | 0.0%       | 4.4%      | 11.0%               | -0.9%           | 0.3%              | 0.00%           | 0.0%                      | 856          | Dec-11    |
| <b>Assurance AML</b>                              |                           |               |                  |            |           |                     |                 |                   |                 |                           |              |           |
| AAML Unit Fund                                    | 12.61                     | 12.61         | 12.61            | 0.0%       | 0.0%      | 31.9%               | -0.8%           | 8.4%              | 4.50%           | 3.6%                      | 97           | Aug-19    |
| <b>ATC</b>  |                           |               |                  |            |           |                     |                 |                   |                 |                           |              |           |
| ATC Shariah Unit Fund                             | 9.94                      | 9.94          | 9.89             | 0.0%       | 0.5%      | 10.4%               | -10.8%          | 1.7%              | 0.00%           | 0.0%                      | 136          | Nov-16    |
| <b>Capitec AMCL</b>                               |                           |               |                  |            |           |                     |                 |                   |                 |                           |              |           |
| Capitec Padma P.F. Shariah Unit Fund              | 9.68                      | 9.68          | 9.29             | 0.0%       | 4.2%      | 11.0%               | -6.7%           | 2.9%              | 5.00%           | 5.2%                      | 300          | Sep-18    |
| Capitec Popular Life Unit Fund                    | 10.14                     | 10.14         | 9.73             | 0.0%       | 4.2%      | 1.3%                | n/a             | 1.6%              | 2.00%           | 2.0%                      | 254          | Jan-20    |
| <b>CAPM</b>                                       |                           |               |                  |            |           |                     |                 |                   |                 |                           |              |           |
| CAPM Unit Fund                                    | 114.80                    | 114.80        | 113.30           | 0.0%       | 1.3%      | 23.6%               | -7.3%           | 1.2%              | 0.00%           | 0.0%                      | 147          | Mar-14    |
| <b>Constellation AMC</b>                          |                           |               |                  |            |           |                     |                 |                   |                 |                           |              |           |
| Constellation Unit Fund                           | 10.71                     | 10.71         | 10.71            | 0.0%       | 0.0%      | 10.3%               | -2.3%           | 0.5%              | 0.00%           | 0.0%                      | 92           | Sep-19    |
| <b>Credence AMC</b>                               |                           |               |                  |            |           |                     |                 |                   |                 |                           |              |           |
| Credence First Growth Fund                        | 9.77                      | 9.77          | 9.57             | 0.0%       | 2.1%      | 15.3%               | -8.3%           | 2.2%              | 0.00%           | 0.0%                      | 187          | May-17    |
| Credence First Shariah unit Fund                  | 10.92                     | 10.92         | 10.72            | 0.0%       | 1.9%      | 19.6%               | -2.2%           | 3.2%              | 0.00%           | 0.0%                      | 102          | Mar-18    |
| <b>CWT AMCL</b>                                   |                           |               |                  |            |           |                     |                 |                   |                 |                           |              |           |
| CWT Emerging Bangladesh First Growth Fund         | 13.54                     | 13.54         | 13.54            | 0.0%       | 0.0%      | 38.2%               | -2.3%           | 6.4%              | 0.00%           | 0.0%                      | 107          | Aug-19    |
| CWT Sadharan Bima Growth Fund                     | 10.85                     | 10.85         | 10.85            | 0.0%       | 0.0%      | 7.9%                | n/a             | 5.0%              | 0.00%           | 0.0%                      | 109          | Sep-20    |
| <b>EBL AML</b>                                    |                           |               |                  |            |           |                     |                 |                   |                 |                           |              |           |
| EBL AML 1st Unit Fund                             | 10.40                     | 10.40         | 10.40            | 0.0%       | 0.0%      | 2.8%                | n/a             | 0.7%              | 0.00%           | 0.0%                      | 172          | Aug-20    |
| <b>EDGE Asset Management</b>                      |                           |               |                  |            |           |                     |                 |                   |                 |                           |              |           |
| EDGE Bangladesh Mutual Fund                       | 11.47                     | 11.47         | 11.47            | 0.0%       | 0.0%      | 15.6%               | -0.9%           | 1.0%              | 2.50%           | 2.2%                      | 312          | Aug-18    |
| EDGE AMC Growth Fund                              | 11.53                     | 11.53         | 11.53            | 0.0%       | 0.0%      | 17.3%               | -2.4%           | 1.1%              | 0.00%           | 0.0%                      | 116          | Sep-19    |
| <b>Ekush Wealth Management</b>                    |                           |               |                  |            |           |                     |                 |                   |                 |                           |              |           |
| Ekush First Unit Fund                             | 11.92                     | 11.92         | 11.92            | 0.0%       | 0.0%      | 19.0%               | n/a             | 1.4%              | 0.00%           | 0.0%                      | 78           | Jun-20    |
| <b>HF Asset Management</b>                        |                           |               |                  |            |           |                     |                 |                   |                 |                           |              |           |
| HFAML Unit Fund                                   | 8.84                      | 8.84          | 8.54             | 0.0%       | 3.5%      | 15.4%               | -11.2%          | 1.3%              | 5.50%           | 6.2%                      | 248          | Jan-18    |
| HFAML-ACME Employees' Unit Fund                   | 10.49                     | 10.49         | 10.19            | 0.0%       | 2.9%      | 18.3%               | -6.1%           | 2.0%              | 9.00%           | 8.6%                      | 142          | Nov-18    |
| <b>ICB AMC</b>                                    |                           |               |                  |            |           |                     |                 |                   |                 |                           |              |           |
| Bangladesh Fund                                   | 82.32                     | 82.00         | 79.00            | -0.4%      | 4.2%      | 17.1%               | -12.4%          | -0.6%             | 2.50%           | 3.0%                      | 14,523       | Aug-11    |
| ICB AMCL Converted First Unit Fund                | 8.39                      | 8.30          | 8.00             | -1.1%      | 4.9%      | 16.6%               | -10.0%          | -0.6%             | 4.00%           | 4.8%                      | 285          | Feb-14    |
| ICB AMCL Islamic Unit Fund                        | 8.53                      | 8.20          | 7.90             | -4.0%      | 8.0%      | 13.0%               | -7.1%           | -0.4%             | 2.50%           | 3.0%                      | 605          | May-15    |
| ICB AMCL Pension Holders' Unit Fund               | 191.31                    | 179.00        | 174.00           | -6.9%      | 9.9%      | 26.7%               | -10.3%          | 1.5%              | 7.50%           | 4.2%                      | 307          | Oct-04    |
| ICB AMCL Second NRB Unit Fund                     | 10.72                     | 10.20         | 9.90             | -5.1%      | 8.3%      | 27.8%               | -11.0%          | 0.6%              | 9.00%           | 8.8%                      | 1,270        | Jan-19    |
| ICB AMCL Unit Fund                                | 194.97                    | 189.00        | 184.00           | -3.2%      | 6.0%      | 16.3%               | -7.2%           | -0.6%             | 8.00%           | 4.2%                      | 6,647        | Jun-03    |
| First ICB Unit Fund                               | 8.78                      | 8.60          | 8.30             | -2.1%      | 5.8%      | 15.2%               | -8.0%           | -1.2%             | 6.00%           | 7.0%                      | 773          | Mar-16    |
| Second ICB Unit Fund                              | 10.25                     | 9.60          | 9.30             | -6.8%      | 10.2%     | 24.9%               | -10.6%          | 1.0%              | 6.00%           | 6.3%                      | 131          | Apr-16    |
| Third ICB Unit Fund                               | 11.07                     | 10.50         | 10.20            | -5.4%      | 8.5%      | 23.9%               | -8.2%           | -0.4%             | 6.00%           | 5.7%                      | 327          | May-16    |
| Fourth ICB Unit Fund                              | 9.69                      | 9.30          | 9.00             | -4.2%      | 7.7%      | 18.0%               | -9.2%           | 0.3%              | 6.00%           | 6.5%                      | 191          | May-16    |
| Fifth ICB Unit Fund                               | 9.57                      | 9.20          | 8.90             | -4.0%      | 7.5%      | 10.7%               | -8.6%           | -0.1%             | 6.00%           | 6.5%                      | 323          | May-16    |
| Sixth ICB Unit Fund                               | 10.74                     | 10.30         | 10.00            | -4.3%      | 7.4%      | 17.5%               | -8.4%           | -1.0%             | 7.00%           | 6.8%                      | 274          | Jul-16    |
| Seventh ICB Unit Fund                             | 10.88                     | 10.50         | 10.20            | -3.6%      | 6.7%      | 20.4%               | -7.8%           | -0.5%             | 7.00%           | 6.7%                      | 425          | Dec-16    |
| Eighth ICB Unit Fund                              | 9.90                      | 9.60          | 9.30             | -3.1%      | 6.5%      | 17.6%               | -6.9%           | -0.8%             | 7.00%           | 7.3%                      | 332          | Feb-17    |
| <b>IDLC AMC</b>                                   |                           |               |                  |            |           |                     |                 |                   |                 |                           |              |           |
| IDLC Balanced Fund                                | 11.53                     | 11.53         | 11.53            | 0.0%       | 0.0%      | 24.0%               | -2.5%           | 4.9%              | 0.00%           | 0.0%                      | 799          | Jul-17    |
| IDLC Growth Fund                                  | 11.54                     | 11.54         | 11.54            | 0.0%       | 0.0%      | 24.2%               | -2.6%           | 5.3%              | 0.00%           | 0.0%                      | 364          | May-18    |
| IDLC AML Shariah Fund                             | 12.34                     | 12.34         | 12.34            | 0.0%       | 0.0%      | 23.8%               | -0.1%           | 4.3%              | 0.00%           | 0.0%                      | 248          | Dec-19    |
| <b>Impress Capital</b>                            |                           |               |                  |            |           |                     |                 |                   |                 |                           |              |           |
| ICL Balanced Fund                                 | 10.47                     | 10.47         | 10.47            | 0.0%       | 0.0%      | 21.9%               | -19.5%          | 0.4%              | 0.00%           | 0.0%                      | 321          | Sep-16    |
| BCB ICL Growth Fund                               | 9.97                      | 9.97          | 9.97             | 0.0%       | 0.0%      | 22.8%               | -19.7%          | 0.4%              | 0.00%           | 0.0%                      | 294          | Apr-18    |
| Esquire ICL Apparel Fund                          | 10.92                     | 10.92         | 10.92            | 0.0%       | 0.0%      | 17.7%               | -7.4%           | 1.1%              | 0.00%           | 0.0%                      | 138          | Aug-19    |
| <b>LankaBangla AMC</b>                            |                           |               |                  |            |           |                     |                 |                   |                 |                           |              |           |
| LankaBangla 1st Balanced Unit Fund                | 12.13                     | 12.13         | 12.13            | 0.0%       | 0.0%      | 25.3%               | -8.0%           | 2.1%              | 0.00%           | 0.0%                      | 458          | Nov-16    |
| LankaBangla Al-Arafah Shariah Unit Fund           | 9.30                      | 9.30          | 9.30             | 0.0%       | 0.0%      | 19.7%               | -19.1%          | 1.9%              | 0.00%           | 0.0%                      | 285          | Apr-18    |
| LB Gratuity Opportunities Fund                    | 10.36                     | 10.36         | 10.36            | 0.0%       | 0.0%      | 0.7%                | n/a             | 0.7%              | 0.00%           | 0.0%                      | 113          | Dec-20    |
| <b>National AMC</b>                               |                           |               |                  |            |           |                     |                 |                   |                 |                           |              |           |
| NAM IBBL Islamic Unit Fund                        | 8.58                      | 8.58          | 8.38             | 0.0%       | 2.4%      | 6.2%                | -14.3%          | 7.9%              | 0.00%           | 0.0%                      | 147          | Aug-17    |
| <b>Peninsula AMC</b>                              |                           |               |                  |            |           |                     |                 |                   |                 |                           |              |           |
| Peninsula AMCL BDBL Unit Fund One                 | 11.55                     | 11.55         | 11.35            | 0.0%       | 1.8%      | 28.0%               | -7.7%           | 4.4%              | 0.00%           | 0.0%                      | 220          | Mar-16    |
| Peninsula Sadharan Bima Corporation Unit Fund One | 9.93                      | 9.93          | 9.73             | 0.0%       | 2.1%      | 23.7%               | -7.3%           | 3.9%              | 0.00%           | 0.0%                      | 376          | Sep-17    |
| Peninsula Balanced Fund                           | 11.96                     | 11.96         | 11.76            | 0.0%       | 1.7%      | 19.2%               | n/a             | 4.4%              | 1.50%           | 1.3%                      | 91           | Mar-20    |
| <b>Prime Finance AMC</b>                          |                           |               |                  |            |           |                     |                 |                   |                 |                           |              |           |
| Prime Financial First Unit Fund                   | 98.52                     | 97.00         | 94.00            | -1.6%      | 4.8%      | 11.7%               | -9.0%           | 2.2%              | 0.00%           | 0.0%                      | 183          | Mar-10    |
| Prime Financial Second Mutual Fund                | 10.70                     | 10.50         | 10.20            | -1.9%      | 4.9%      | 22.0%               | -8.4%           | 1.6%              | 0.00%           | 0.0%                      | 424          | Mar-17    |
| Rupali Life Insurance First Mutual Fund           | 9.76                      | 9.60          | 9.30             | -1.7%      | 4.9%      | 13.2%               | -10.9%          | 1.3%              | 0.00%           | 0.0%                      | 324          | Apr-15    |
| <b>Shanta Asset Management</b>                    |                           |               |                  |            |           |                     |                 |                   |                 |                           |              |           |
| Shanta First Income Unit Fund                     | 12.07                     | 12.07         | 12.07            | 0.0%       | 0.0%      | 23.4%               | -5.3%           | 2.1%              | 0.00%           | 0.0%                      | 462          | Feb-18    |
| Shanta Amanah Shariah Fund                        | 12.15                     | 12.15         | 12.15            | 0.0%       | 0.0%      | 21.2%               | 1.1%            | 1.3%              | 1.30%           | 1.1%                      | 152          | Feb-19    |
| <b>UFS</b>  |                           |               |                  |            |           |                     |                 |                   |                 |                           |              |           |
| UFS-Padma Life Islamic Unit Fund                  | 10.26                     | 10.26         | 9.96             | 0.0%       | 3.0%      | 13.9%               | -9.3%           | 0.2%              | 0.00%           | 0.0%                      | 480          | Nov-16    |
| UFS-Popular Life Unit Fund                        | 10.82                     | 10.82         | 10.52            | 0.0%       | 2.9%      | 12.6%               | -9.0%           | 1.2%              | 0.00%           | 0.0%                      | 776          | Apr-16    |
| UFS-Pragati Life Unit Fund                        | 11.91                     | 11.91         | 11.61            | 0.0%       | 2.6%      | 35.5%               | -9.8%           | 3.2%              | 0.00%           | 0.0%                      | 83           | May-17    |
| UFS-IBBL Shariah Unit Fund                        | 9.73                      | 9.73          | 9.43             | 0.0%       | 3.2%      | 14.9%               | -9.5%           | 0.9%              | 0.00%           | 0.0%                      | 973          | Jul-17    |
| UFS-Bank Asia Unit Fund                           | 10.94                     | 10.94         | 10.64            | 0.0%       | 2.8%      | 18.5%               | -5.9%           | 3.3%              | 0.00%           | 0.0%                      | 208          | Sep-18    |
| <b>Vanguard AML</b>                               |                           |               |                  |            |           |                     |                 |                   |                 |                           |              |           |
| Vanguard AML Growth Fund                          | 11.03                     | 11.03         | 10.73            | 0.0%       | 2.8%      | 15.3%               | -5.2%           | 4.3%              | 0.00%           | 0.0%                      | 110          | Dec-18    |
| <b>VIPB</b>                                       |                           |               |                  |            |           |                     |                 |                   |                 |                           |              |           |
| VIPB Accelerated Income Unit Fund                 | 11.84                     | 11.84         | 11.72            | 0.0%       | 1.0%      | 9.6%                | -4.6%           | -0.3%             | 5.00%           | 4.2%                      | 723          | Jul-16    |
| VIPB Growth Fund                                  | 10.08                     | 10.08         | 9.98             | 0.0%       | 1.0%      | 9.2%                | -4.3%           | -0.7%             | 0.00%           | 0.0%                      | 294          | Apr-18    |
| <b>Zenith Investments</b>                         |                           |               |                  |            |           |                     |                 |                   |                 |                           |              |           |
| Zenith Annual Income Fund                         | 13.48                     | 13.48         | 13.48            | 0.0%       | 0.0%      | 43.8%               | -7.8%           | 8.2%              | 5.00%           | 3.7%                      | 125          | Feb-18    |

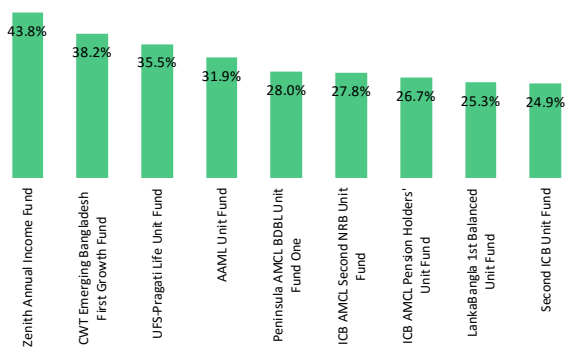
Foot Notes:

1. Net Asset Value (NAV) Per Unit at Market Price is as on December 24, 2020

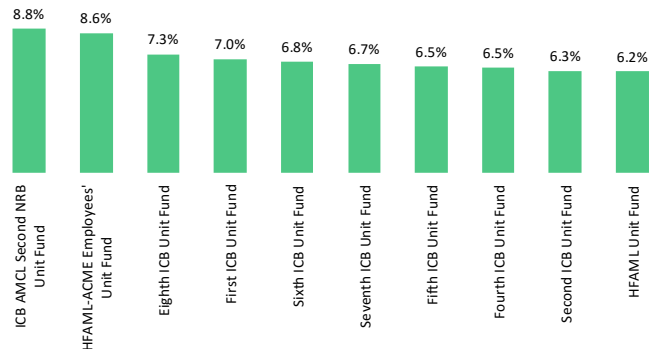
2. These funds were launched during 2020. Here '2020 YTD Change in NAV' represents the return since inception of these funds. Hence is not directly comparable with return of funds that operated throughout the year

| Open End Fund Managers' Performance |              |                     |                 |                           |              |                          |
|-------------------------------------|--------------|---------------------|-----------------|---------------------------|--------------|--------------------------|
| Fund Manager                        | AUM (BDT mn) | NAV Return 2020 YTD | NAV Return 2019 | Dividend to Selling Price | Market Share | Number of Open End Funds |
| Alliance Capital AMC                | 1,095        | 8.6%                | -2.4%           | 0.0%                      | 2.8%         | 2                        |
| Assurance AML                       | 97           | 31.9%               | -0.8%           | 3.6%                      | 0.2%         | 1                        |
| ATC                                 | 136          | 10.4%               | -10.8%          | 0.0%                      | 0.3%         | 1                        |
| Capitec AMCL                        | 300          | 6.6%                | -6.7%           | 3.7%                      | 0.8%         | 2                        |
| CAPM                                | 147          | 23.6%               | -7.3%           | 0.0%                      | 0.4%         | 1                        |
| Credence AMC                        | 289          | 16.9%               | -6.2%           | 0.0%                      | 0.7%         | 2                        |
| Constellation AMC                   | 92           | 10.3%               | -2.3%           | 0.0%                      | 0.2%         | 1                        |
| CWT AMCL                            | 216          | 22.9%               | -2.3%           | 0.0%                      | 0.6%         | 2                        |
| EBL AML                             | 172          | 2.8%                | n/a             | 0.0%                      | 0.4%         | 1                        |
| EDGE Asset Management               | 427          | 16.0%               | -1.3%           | 1.6%                      | 1.1%         | 2                        |
| Ekush Wealth Management             | 78           | 19.0%               | n/a             | 0.0%                      | 0.2%         | 1                        |
| HF Asset Management                 | 390          | 16.4%               | -9.5%           | 7.1%                      | 1.0%         | 2                        |
| ICB AMC                             | 26,411       | 17.5%               | -10.4%          | 4.0%                      | 67.7%        | 14                       |
| IDLC AMC                            | 1,412        | 24.0%               | -1.7%           | 0.0%                      | 3.6%         | 3                        |
| Impress Capital                     | 753          | 21.5%               | -17.3%          | 0.0%                      | 1.9%         | 3                        |
| LankaBangla AMC                     | 856          | 23.2%               | -12.4%          | 0.0%                      | 2.2%         | 3                        |
| National AMC                        | 147          | 6.2%                | -14.3%          | 0.0%                      | 0.4%         | 1                        |
| Peninsula AMC                       | 687          | 24.5%               | -7.4%           | 0.2%                      | 1.8%         | 3                        |
| Prime Finance AMC                   | 931          | 16.9%               | -9.4%           | 0.0%                      | 2.4%         | 3                        |
| Shanta Asset Management             | 614          | 22.9%               | -3.5%           | 0.3%                      | 1.6%         | 2                        |
| UFS                                 | 2,521        | 15.0%               | -9.0%           | 0.0%                      | 6.5%         | 5                        |
| Vanguard AML                        | 110          | 15.3%               | -5.2%           | 0.0%                      | 0.3%         | 1                        |
| VIPB                                | 1,017        | 9.5%                | -4.5%           | 3.0%                      | 2.6%         | 2                        |
| Zenith Investments                  | 125          | 43.8%               | -7.8%           | 3.7%                      | 0.3%         | 1                        |

Top Open End Funds by YTD Change in NAV



Top Open End Funds by Dividend to Selling Price



### Alternative Investment Instruments

| Instruments   | Yield  |
|---|--------|
| Defense and Postal Saving Certificates <sup>1</sup> | 11.28% |
| Fixed Deposits                                      | 6.0%   |
| Corporate Bonds                                     | 11.00% |
| 364 days T.Bill                                     | 1.87%  |
| 2yr T.Bond  | 3.71%  |
| 5yr T.Bond  | 4.64%  |

Foot Note :

1. Maximum investable amount BDT 3,000,000 under one name

### Open End Shariah Funds' Performance Summary

| Fund Name                               | NAV Return 2020 YTD | Fund Manager    |
|---|---------------------|-----------------|
| ATC Shariah Unit Fund                   | 10.4%               | ATC             |
| Capitec Padma P.F. Shariah Unit Fund    | 11.0%               | Capitec AMCL    |
| Credence First Shariah unit Fund        | 19.6%               | Credence AMC    |
| ICB AMCL Islamic Unit Fund              | 13.0%               | ICB AMC         |
| LankaBangla Al-Arafah Shariah Unit Fund | 19.7%               | LankaBangla AMC |
| IDLC AML Shariah Fund <sup>1</sup>      | 23.8%               | IDLC AMC        |
| NAM IBBL Islamic Unit Fund              | 6.2%                | National AMC    |
| Shanta Amanah Shariah Fund              | 21.2%               | Shanta AMC      |
| UFS-Padma Life Islamic Unit Fund        | 13.9%               | UFS             |

Foot Note:

1. These funds were launched during 2020. Here '2020YTD Change in NAV' represents the return since inception of these funds. Hence is not directly comparable with return of funds that operated throughout the year

## Weekly Closed End Mutual Fund Review

|                              |        |
|------------------------------|--------|
| YTD Return of DSEX           | 18.09% |
| YTD Return of Closed End MFs | 11.43% |
| P/NAV of Closed End MFs(x)   | 0.69   |

### Closed End Funds' Performance Summary

| Ticker                             | Price <sup>1</sup><br>(BDT) | NAV<br>Per Unit <sup>2</sup> | Price to<br>NAV(x) | Premium/Discount | Dividend <sup>3</sup><br>Yield | NAV Return<br>2020 YTD | NAV Return<br>2019 | Weekly<br>NAV Change |
|------------------------------------|-----------------------------|------------------------------|--------------------|------------------|--------------------------------|------------------------|--------------------|----------------------|
| <b>AIMS</b>                        |                             |                              |                    |                  |                                |                        |                    |                      |
| GRAMEENS2                          | 15.6                        | 18.37                        | 0.85               | 15% Discount     | 4.5%                           | 16.5%                  | -7.1%              | 2.3%                 |
| RELIANCE1                          | 12.6                        | 12.64                        | 1.00               | 0% Discount      | 0.0%                           | 12.3%                  | -6.6%              | 1.1%                 |
| <b>ATC</b>                         |                             |                              |                    |                  |                                |                        |                    |                      |
| ATCSLGF                            | 10.0                        | 10.98                        | 0.91               | 9% Discount      | 0.0%                           | 1.8%                   | -8.1%              | 0.1%                 |
| <b>CAPM</b>                        |                             |                              |                    |                  |                                |                        |                    |                      |
| CAPMBDBLMF                         | 9.5                         | 10.29                        | 0.92               | 8% Discount      | 0.0%                           | 17.8%                  | -8.8%              | 0.6%                 |
| CAPMIBBLMF                         | 21.5                        | 10.58                        | 2.03               | 103% Premium     | 0.0%                           | 15.2%                  | -5.3%              | 0.7%                 |
| <b>ICB AMC</b>                     |                             |                              |                    |                  |                                |                        |                    |                      |
| 1STPRIMFMF                         | 19.7                        | 10.45                        | 1.89               | 89% Premium      | 3.6%                           | 28.0%                  | -16.5%             | 0.1%                 |
| ICB3RDNRB                          | 6.1                         | 6.97                         | 0.88               | 12% Discount     | 8.2%                           | 29.0%                  | -15.8%             | 0.8%                 |
| ICBAMCL2ND                         | 8.4                         | 7.76                         | 1.08               | 8% Premium       | 6.0%                           | 26.8%                  | -16.5%             | 1.1%                 |
| ICBAGRANI1                         | 7.5                         | 9.17                         | 0.82               | 18% Discount     | 6.7%                           | 24.0%                  | -11.0%             | -0.8%                |
| ICBEPMF1S1                         | 7.3                         | 6.82                         | 1.07               | 7% Premium       | 6.8%                           | 31.0%                  | -16.9%             | 1.3%                 |
| ICBSONALI1                         | 8.1                         | 8.35                         | 0.97               | 3% Discount      | 6.2%                           | 23.1%                  | -10.4%             | -0.4%                |
| IFILISLMF1                         | 6.5                         | 7.64                         | 0.85               | 15% Discount     | 6.2%                           | 22.0%                  | -14.1%             | 0.6%                 |
| PF1STMF                            | 7.4                         | 7.05                         | 1.05               | 5% Premium       | 6.8%                           | 25.3%                  | -15.8%             | 0.8%                 |
| PRIME1ICBA                         | 6.7                         | 7.63                         | 0.88               | 12% Discount     | 7.5%                           | 25.7%                  | -11.6%             | 0.0%                 |
| <b>LR Global</b>                   |                             |                              |                    |                  |                                |                        |                    |                      |
| AIBL1STIMF                         | 8.2                         | 11.24                        | 0.73               | 27% Discount     | 9.8%                           | 19.1%                  | -6.4%              | 1.4%                 |
| LRGLOBMF1                          | 6.7                         | 11.39                        | 0.59               | 41% Discount     | 6.0%                           | 22.6%                  | -8.9%              | 2.3%                 |
| MBL1STMF                           | 7.4                         | 11.25                        | 0.66               | 34% Discount     | 10.8%                          | 20.7%                  | -9.0%              | 1.5%                 |
| NCCBLMF1                           | 8.2                         | 11.63                        | 0.71               | 29% Discount     | 0.0%                           | 24.8%                  | -10.3%             | 0.1%                 |
| <b>RACE</b>                        |                             |                              |                    |                  |                                |                        |                    |                      |
| 1JANATAMF                          | 5.7                         | 10.55                        | 0.54               | 46% Discount     | 0.0%                           | 4.8%                   | -3.9%              | 0.0%                 |
| ABB1STMF                           | 6.0                         | 10.73                        | 0.56               | 44% Discount     | 0.0%                           | 7.9%                   | -9.1%              | -0.1%                |
| EBL1STMF                           | 6.7                         | 10.44                        | 0.64               | 36% Discount     | 0.0%                           | 5.0%                   | -5.0%              | 0.0%                 |
| EBLNRBMF                           | 5.6                         | 10.67                        | 0.52               | 48% Discount     | 0.0%                           | 7.4%                   | -4.5%              | 0.9%                 |
| EXIM1STMF                          | 6.6                         | 10.50                        | 0.63               | 37% Discount     | 0.0%                           | 6.9%                   | -8.4%              | 0.6%                 |
| FBFIF                              | 5.3                         | 10.45                        | 0.51               | 49% Discount     | 0.0%                           | 5.1%                   | -5.5%              | 0.2%                 |
| IFIC1STMF                          | 5.7                         | 10.42                        | 0.55               | 45% Discount     | 0.0%                           | 5.7%                   | -5.9%              | 0.1%                 |
| PHPMF1                             | 5.4                         | 10.50                        | 0.51               | 49% Discount     | 0.0%                           | 5.5%                   | -3.5%              | 0.5%                 |
| POPULAR1MF                         | 5.3                         | 10.51                        | 0.50               | 50% Discount     | 0.0%                           | 4.4%                   | -4.6%              | 0.5%                 |
| TRUSTB1MF                          | 6.1                         | 10.82                        | 0.56               | 44% Discount     | 0.0%                           | 8.2%                   | -6.4%              | 0.7%                 |
| <b>Strategic Equity Management</b> |                             |                              |                    |                  |                                |                        |                    |                      |
| SEMLIBLSF                          | 10.2                        | 10.38                        | 0.98               | 2% Discount      | 0.0%                           | 13.2%                  | -7.3%              | 0.4%                 |
| SEMLLECMF                          | 10.3                        | 10.40                        | 0.99               | 1% Discount      | 0.0%                           | 12.9%                  | -7.6%              | 0.7%                 |
| SEMLFBSLGF                         | 9.6                         | 11.09                        | 0.87               | 13% Discount     | 2.6%                           | 11.4%                  | 1.1%               | 0.7%                 |
| <b>Vanguard AMC</b>                |                             |                              |                    |                  |                                |                        |                    |                      |
| VAMLBDMF1                          | 8.2                         | 11.16                        | 0.73               | 27% Discount     | 3.7%                           | 19.9%                  | -12.5%             | 2.1%                 |
| VAMLRBBF                           | 9.6                         | 10.05                        | 0.96               | 4% Discount      | 0.0%                           | 18.5%                  | -17.0%             | 2.1%                 |
| <b>VIPB</b>                        |                             |                              |                    |                  |                                |                        |                    |                      |
| NLI1STMF                           | 12.5                        | 13.31                        | 0.94               | 6% Discount      | 4.0%                           | 10.1%                  | -4.5%              | -0.2%                |
| SEBL1STMF                          | 11.1                        | 12.60                        | 0.88               | 12% Discount     | 2.7%                           | 10.0%                  | -4.4%              | -0.3%                |

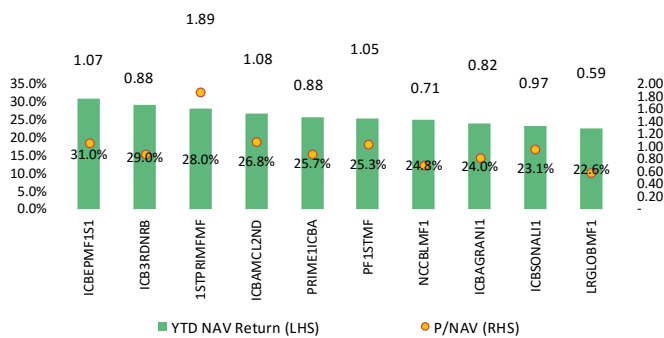
#### Foot Notes

1. Price is as on December 24, 2020
2. Net Asset Value (NAV) Per unit at Market Price is as on December 24, 2020
3. On latest cash dividend declared

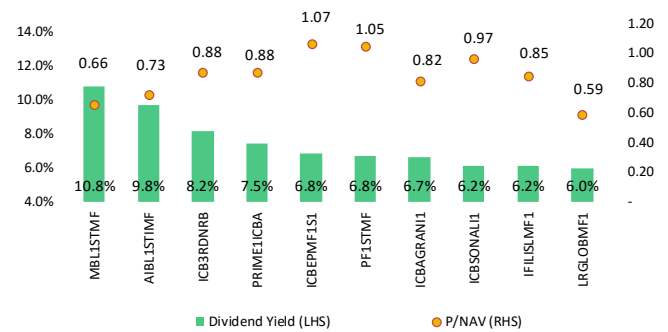
## Closed End Fund Managers' Performance

| Fund Manager | AUM (BDT mn) | P/NAV | Dividend Yield | NAV Return 2020 YTD | NAV Return 2019 | Weekly NAV Change | Market Share |
|--------------|--------------|-------|----------------|---------------------|-----------------|-------------------|--------------|
| AIMS         | 4,115        | 0.88  | 3.7%           | 15.7%               | -7.0%           | 2.1%              | 7.3%         |
| ATC          | 679          | 0.91  | 0.0%           | 1.8%                | -8.1%           | 0.1%              | 1.2%         |
| CAPM         | 1,224        | 1.56  | 0.0%           | 16.3%               | -6.8%           | 0.7%              | 2.2%         |
| ICB AMC      | 5,490        | 0.96  | 6.7%           | 25.6%               | -13.5%          | 0.3%              | 9.8%         |
| LR Global    | 7,053        | 0.64  | 6.3%           | 22.2%               | -8.8%           | 1.6%              | 12.6%        |
| RACE         | 30,428       | 0.54  | 0.0%           | 5.9%                | -5.5%           | 0.3%              | 54.3%        |
| SEML         | 2,367        | 0.94  | 0.9%           | 12.5%               | -4.4%           | 0.6%              | 4.2%         |
| VANGUARD AMC | 2,760        | 0.86  | 1.5%           | 19.1%               | -15.1%          | 2.1%              | 4.9%         |
| VIPB         | 1,927        | 0.90  | 3.2%           | 10.0%               | -4.4%           | -0.3%             | 3.4%         |

**Top Closed End Funds by YTD NAV Return & P/NAV(x)**



**Highest Cash Dividend Yield & P/NAV(x)**



Disclaimer: This Weekly Mutual Fund Review is published by LankaBangla Asset Management Company Limited ("LBAMCL") for information solely for its clients and therefore cannot be considered as guidelines, recommendations or as a professional guide for the readers. All information and analysis provided in this Report have been compiled from and analyzed on the basis of LBAMCL's own research, based on and derived from publicly available documentation and information respectively. This report is exclusively prepared for informational purposes and is consistent with all the existing laws, rules, regulations and directives of the regulator, Bangladesh Securities and Exchange Commission. The information provided in this Report is not intended to, and does not include all the factors which shall be considered in a best execution analysis and related order routing determinations. Furthermore, LBAMCL makes no guarantee, warranties or representations, neither express nor implied regarding the accuracy of the Report. LBAMCL disclaims and accepts no liability for any direct, indirect, punitive, special, consequential, or incidental damages or losses arising in relation to this Report or of its use. The information and analysis provided in this Report may be impacted by market data system outages or errors, both internal and external, and affected by frequent movement of market and events. The Report does not sanction or recommend any particular security or market participant. LBAMCL, its analysts, officers and all the affiliates and representatives confirms that they have not received and will not receive any direct or indirect compensation in exchange for expressing any specific recommendation, opinions or views of this Report. The information and data provided herein is the exclusive property of LBAMCL and cannot be redistributed in any form or manner or whatsoever in any circumstances without the prior written consent of LBAMCL.