

Weekly Open End Mutual Fund Review

YTD Return of DSEX 1.4%
YTD Return of Open End MFs 2.0%

Open End Funds' Performance Summary

Name of Open End Fund	NAV Per Unit ¹	Selling Price	Repurchase Price	Entry Load	Exit Load	NAV Return 2021 YTD	NAV Return 2020	Weekly NAV Change	Latest Dividend	Dividend to Selling Price	AUM (BDT mn)	Inception
Alliance Capital AMC												
Alliance Sandhani Life Unit Fund	8.21	8.21	8.21	0.0%	0.0%	-2.4%	0.8%	-0.5%	0.00%	0.0%	236	Jul-12
MTB Unit Fund	9.90	9.80	9.35	-1.0%	5.9%	0.9%	11.6%	0.2%	0.00%	0.0%	811	Dec-11
Assurance AML												
AAML Unit Fund	15.60	15.60	15.60	0.0%	0.0%	14.4%	42.3%	0.3%	4.50%	2.9%	112	Aug-19
ATC												
ATC Shariah Unit Fund	11.01	11.01	10.96	0.0%	0.5%	4.1%	17.6%	-1.3%	0.00%	0.0%	150	Nov-16
Capitec AMCL												
Capitec Padma P.F. Shariah Unit Fund	10.62	10.62	10.20	0.0%	4.1%	5.9%	14.8%	0.0%	5.00%	4.7%	329	Sep-18
Capitec Popular Life Unit Fund	11.94	11.94	11.46	0.0%	4.2%	12.7%	5.8%	-1.3%	2.00%	1.7%	299	Jan-20
CAPM												
CAPM Unit Fund	127.00	127.00	126.60	0.0%	0.3%	4.7%	30.6%	0.6%	0.00%	0.0%	161	Mar-14
Constellation AMC												
Constellation Unit Fund	10.15	10.15	10.15	0.0%	0.0%	0.6%	10.3%	0.0%	11.00%	10.8%	87	Sep-19
Credence AMC												
Credence First Growth Fund	10.98	10.98	10.78	0.0%	1.9%	5.6%	22.8%	0.0%	0.00%	0.0%	210	May-17
Credence First Shariah unit Fund	12.31	12.31	12.11	0.0%	1.7%	2.2%	31.9%	0.0%	0.00%	0.0%	115	Mar-18
CWT AMCL												
CWT Emerging Bangladesh First Growth Fund	15.16	15.16	15.16	0.0%	0.0%	8.2%	38.2%	0.1%	10.00%	6.6%	152	Aug-19
CWT Sadharan Bima Growth Fund	12.67	12.67	12.67	0.0%	0.0%	10.7%	7.9%	-0.5%	5.00%	3.9%	127	Sep-20
EBL AML												
EBL AML 1st Unit Fund	11.45	11.45	11.45	0.0%	0.0%	5.4%	7.3%	-0.3%	0.00%	0.0%	183	Aug-20
EDGE Asset Management												
EDGE Bangladesh Mutual Fund	12.95	12.95	12.95	0.0%	0.0%	10.2%	15.6%	-1.3%	3.00%	2.3%	401	Aug-18
EDGE AMC Growth Fund	13.07	13.07	13.07	0.0%	0.0%	10.3%	17.3%	-1.3%	3.00%	2.3%	336	Sep-19
Ekush Wealth Management												
Ekush First Unit Fund	12.84	12.84	12.84	0.0%	0.0%	7.7%	26.3%	-1.6%	8.00%	6.2%	84	Jun-20
HF Asset Management												
HFAML Unit Fund	8.96	8.96	8.66	0.0%	3.5%	2.6%	15.4%	-0.8%	5.00%	5.6%	307	Jan-18
HFAML-ACME Employees' Unit Fund	10.70	10.70	10.40	0.0%	2.9%	5.4%	18.3%	-1.3%	10.00%	9.3%	161	Nov-18
ICB AMC												
Bangladesh Fund	86.12	86.00	83.00	-0.1%	3.8%	0.1%	22.3%	-0.4%	2.50%	2.9%	15,156	Aug-11
ICB AMCL Converted First Unit Fund	8.99	8.80	8.50	-2.2%	5.8%	0.2%	24.3%	0.3%	4.00%	4.5%	315	Feb-14
ICB AMCL Islamic Unit Fund	8.90	8.60	8.30	-3.5%	7.2%	-0.4%	18.3%	0.1%	2.50%	2.9%	625	May-15
ICB AMCL Pension Holders' Unit Fund	212.52	189.00	184.00	-12.4%	15.5%	2.8%	36.5%	1.7%	7.50%	4.0%	327	Oct-04
ICB AMCL Second NRB Unit Fund	10.76	10.00	9.70	-7.6%	10.9%	0.2%	27.8%	0.7%	7.00%	7.0%	1,274	Jan-19
ICB AMCL Unit Fund	210.57	196.00	196.00	-7.4%	7.4%	2.4%	22.3%	0.9%	8.00%	4.1%	7,289	Jun-03
First ICB Unit Fund	9.02	8.60	8.30	-4.9%	8.7%	-0.1%	15.2%	-0.4%	3.00%	3.5%	790	Mar-16
Second ICB Unit Fund	11.07	9.60	9.30	-15.3%	19.0%	3.6%	24.9%	0.0%	5.00%	5.2%	147	Apr-16
Third ICB Unit Fund	11.47	10.30	10.00	-11.4%	14.7%	1.3%	23.9%	-0.1%	6.00%	5.8%	339	May-16
Fourth ICB Unit Fund	10.37	9.30	9.00	-11.5%	15.2%	2.6%	18.0%	0.3%	4.00%	4.3%	205	May-16
Fifth ICB Unit Fund	10.19	9.10	8.80	-12.0%	15.8%	1.5%	10.7%	0.0%	3.00%	3.3%	344	May-16
Sixth ICB Unit Fund	10.83	10.10	9.80	-7.2%	10.5%	0.3%	17.5%	0.3%	6.00%	5.9%	277	Jul-16
Seventh ICB Unit Fund	11.43	10.40	10.10	-9.9%	13.2%	1.4%	20.4%	-0.3%	5.00%	4.8%	446	Dec-16
Eighth ICB Unit Fund	10.60	9.50	9.20	-11.6%	15.2%	2.1%	17.6%	-0.4%	4.00%	4.2%	355	Feb-17
IDLC AMC												
IDLC Balanced Fund	12.60	12.60	12.60	0.0%	0.0%	4.7%	29.4%	1.1%	0.00%	0.0%	873	Jul-17
IDLC Growth Fund	13.02	13.02	13.02	0.0%	0.0%	7.0%	31.0%	1.5%	0.00%	0.0%	411	May-18
IDLC AML Shariah Fund	12.53	12.53	12.53	0.0%	0.0%	-0.4%	26.2%	1.5%	0.00%	0.0%	252	Dec-19
Impress Capital												
ICL Balanced Fund	11.82	11.82	11.82	0.0%	0.0%	7.7%	27.7%	-1.9%	0.00%	0.0%	333	Sep-16
BCB ICL Growth Fund	11.20	11.20	11.20	0.0%	0.0%	7.4%	28.4%	-1.7%	0.00%	0.0%	327	Apr-18
Esquire ICL Apparel Fund	12.71	12.71	12.71	0.0%	0.0%	9.2%	25.4%	-1.6%	0.00%	0.0%	193	Aug-19
LankaBangla AMC												
LankaBangla 1st Balanced Unit Fund	11.48	11.48	11.48	0.0%	0.0%	3.8%	29.2%	-0.1%	15.00%	13.1%	433	Nov-16
LankaBangla Al-Arafah Shariah Unit Fund	10.01	10.01	10.01	0.0%	0.0%	3.1%	25.0%	1.0%	0.00%	0.0%	307	Apr-18
LB Gratuity Opportunities Fund	10.52	10.52	10.52	0.0%	0.0%	1.2%	1.1%	-0.3%	0.00%	0.0%	115	Dec-20
National AMC												
NAM IBBL Islamic Unit Fund	9.98	9.98	9.78	0.0%	2.0%	9.9%	12.4%	2.5%	0.00%	0.0%	174	Aug-17
Peninsula AMC												
Peninsula AMCL BDBL Unit Fund One	13.37	13.37	13.17	0.0%	1.5%	9.6%	35.3%	-0.8%	0.00%	0.0%	254	Mar-16
Peninsula Sadharan Bima Corporation Unit Fund One	11.40	11.40	11.20	0.0%	1.8%	9.0%	30.3%	-0.4%	0.00%	0.0%	428	Sep-17
Peninsula Balanced Fund	13.65	13.65	13.45	0.0%	1.5%	8.3%	25.5%	-0.3%	1.50%	1.1%	121	Mar-20
Prime Finance AMC												
Prime Financial First Unit Fund	106.27	105.00	102.00	-1.2%	4.2%	1.1%	11.7%	-0.6%	0.00%	0.0%	197	Mar-10
Prime Financial Second Mutual Fund	10.24	10.20	10.00	-0.4%	2.4%	-10.2%	22.0%	-0.5%	0.00%	0.0%	405	Mar-17
Rupali Life Insurance First Mutual Fund	10.58	10.40	10.10	-1.7%	4.8%	4.4%	17.5%	-0.5%	0.00%	0.0%	352	Apr-15
Shanta Asset Management												
Shanta First Income Unit Fund	14.23	14.23	14.23	0.0%	0.0%	11.9%	30.1%	1.0%	0.00%	0.0%	687	Feb-18
Shanta Amanah Shariah Fund	11.75	11.75	11.75	0.0%	0.0%	3.8%	21.2%	-0.1%	12.00%	10.2%	147	Feb-19
UFS												
UFS-Padma Life Islamic Unit Fund	10.44	10.44	10.14	0.0%	3.0%	-3.4%	13.9%	0.3%	0.00%	0.0%	489	Nov-16
UFS-Popular Life Unit Fund	10.91	10.91	10.61	0.0%	2.8%	-2.5%	12.6%	-1.0%	0.00%	0.0%	783	Apr-16
UFS-Pragati Life Unit Fund	11.47	11.47	11.17	0.0%	2.7%	-5.0%	35.5%	0.3%	0.00%	0.0%	80	May-17
UFS-IBBL Shariah Unit Fund	10.01	10.01	9.71	0.0%	3.1%	-1.4%	14.9%	0.2%	0.00%	0.0%	1,001	Jul-17
UFS-Bank Asia Unit Fund	11.40	11.40	11.10	0.0%	2.7%	-1.4%	18.5%	-0.7%	0.00%	0.0%	217	Sep-18
Vanguard AML												
Vanguard AML Growth Fund	13.48	13.48	13.18	0.0%	2.3%	15.2%	22.3%	-0.6%	0.00%	0.0%	135	Dec-18
VIPB												
VIPB Accelerated Income Unit Fund	12.21	12.21	12.15	0.0%	0.5%	5.6%	13.0%	-1.1%	7.00%	5.7%	695	Jul-16
VIPB Growth Fund	10.57	10.57	10.52	0.0%	0.5%	6.9%	16.3%	-1.2%	9.00%	8.5%	213	Apr-18
VIPB Balanced Fund	10.63	10.63	10.58	0.0%	0.5%	4.2%	0.0%	-1.0%	0.00%	0.0%	213	Dec-20
Zenith Investments												
Zenith Annual Income Fund	14.94	14.94	14.94	0.0%	0.0%	14.4%	54.8%	1.3%	17.00%	11.4%	165	Feb-18

Foot Notes:

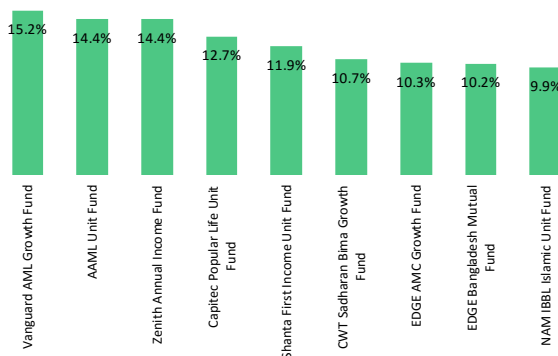
1. Net Asset Value (NAV) Per Unit at Market Price is as on February 18, 2021

2. Net Asset Value (NAV) is calculated after keeping provision for dividend

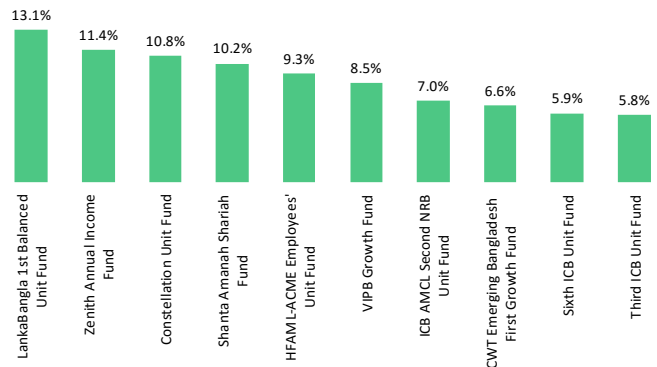
2. These funds were launched during 2021. Here '2021 YTD Change in NAV' represents the return since inception of these funds. Hence is not directly comparable with return of funds that operated throughout the year

Open End Fund Managers' Performance						
Fund Manager	AUM (BDT mn)	NAV Return 2021 YTD	NAV Return 2020	Dividend to Selling Price	Market Share	Number of Open End Funds
Alliance Capital AMC	1,047	0.2%	9.2%	0.0%	2.5%	2
Assurance AML	112	14.4%	42.3%	2.9%	0.3%	1
ATC	150	4.1%	17.6%	0.0%	0.4%	1
Capitec AMCL	329	9.1%	10.7%	3.3%	0.8%	2
CAPM	161	4.7%	30.6%	0.0%	0.4%	1
Credence AMC	326	4.4%	26.1%	0.0%	0.8%	2
Constellation AMC	87	0.6%	10.3%	10.8%	0.2%	1
CWT AMCL	278	9.3%	22.9%	5.4%	0.7%	2
EBL AML	183	5.4%	7.3%	0.0%	0.4%	1
EDGE Asset Management	401	10.3%	16.0%	2.3%	1.0%	2
Ekush Wealth Management	84	7.7%	26.3%	6.2%	0.2%	1
HF Asset Management	468	3.6%	16.4%	6.9%	1.1%	2
ICB AMC	27,889	0.8%	22.2%	3.6%	67.2%	14
IDLC AMC	1,536	4.5%	29.2%	0.0%	3.7%	3
Impress Capital	854	7.9%	27.6%	0.0%	2.1%	3
LankaBangla AMC	855	3.2%	27.6%	6.6%	2.1%	3
National AMC	174	9.9%	12.4%	0.0%	0.4%	1
Peninsula AMC	804	9.1%	31.2%	0.2%	1.9%	3
Prime Finance AMC	954	-2.5%	18.4%	0.0%	2.3%	3
Shanta Asset Management	835	10.4%	28.0%	1.8%	2.0%	2
UFS	2,570	-2.2%	15.0%	0.0%	6.2%	5
Vanguard AML	135	15.2%	22.3%	0.0%	0.3%	1
VIPB	1,121	5.6%	11.7%	5.2%	2.7%	3
Zenith Investments	165	14.4%	54.8%	11.4%	0.4%	1

Top Open End Funds by YTD Change in NAV



Top Open End Funds by Dividend to Selling Price



Alternative Investment Instruments

Instruments	Yield
Defense and Postal Saving Certificates ¹	11.28%
Fixed Deposits	4.46%
Corporate Bonds	11.00%
364 days T.Bill	1.95%
2yr T.Bond	3.30%
5yr T.Bond	4.25%

Foot Note :

1.Maximum investable amount BDT 3,000,000 under one name

Open End Shariah Funds' Performance Summary

Fund Name	NAV Return 2021 YTD	Fund Manager
ATC Shariah Unit Fund	4.1%	ATC
Capitec Padma P.F. Shariah Unit Fund	5.9%	Capitec AMCL
Credence First Shariah unit Fund	2.2%	Credence AMC
ICB AMCL Islamic Unit Fund	-0.4%	ICB AMC
LankaBangla Al-Arafah Shariah Unit Fund	3.1%	LankaBangla AMC
IDLC AML Shariah Fund	-0.4%	IDLC AMC
NAMI IBBL Islamic Unit Fund	9.9%	National AMC
Shanta Amanah Shariah Fund	3.8%	Shanta AMC
UFS-Padma Life Islamic Unit Fund	-3.4%	UFS

Weekly Closed End Mutual Fund Review

YTD Return of DSEX	-1.4%
YTD Return of Closed End MFs	2.4%
P/NAV of Closed End MFs(x)	0.57

Closed End Funds' Performance Summary

Ticker	Price ¹ (BDT)	NAV Per Unit ²	Price to NAV(x)	Premium/Discount	Dividend ³ Yield	NAV Return 2021 YTD	NAV Return 2020	Weekly NAV Change
AIMS								
GRAMEENS2	15.5	18.82	0.82	18% Discount	4.5%	0.6%	18.5%	-1.3%
RELIANCE1	11.0	13.32	0.83	17% Discount	0.0%	2.5%	15.5%	-1.0%
ATC								
ATCSLGF	8.4	11.46	0.73	27% Discount	0.0%	1.2%	4.9%	-1.8%
CAPM								
CAPMBDBLMF	7.3	10.69	0.68	32% Discount	0.0%	2.1%	19.9%	-1.6%
CAPMIBBLMF	13.4	11.02	1.22	22% Premium	0.0%	2.5%	17.0%	-2.0%
ICB AMC								
1STPRIMFMF	13.9	11.39	1.22	22% Premium	5.8%	6.3%	39.8%	-2.8%
ICB3RDNRB	5.7	7.93	0.72	28% Discount	8.8%	5.2%	38.9%	-2.6%
ICBAMCL2ND	8.0	9.03	0.89	11% Discount	6.3%	6.6%	37.7%	-3.0%
ICBAGRANI1	7.3	9.83	0.74	26% Discount	6.8%	1.5%	30.7%	-1.6%
ICBEPMF1S1	6.3	7.94	0.79	21% Discount	7.9%	6.7%	42.0%	-2.3%
ICBSONALI1	8.1	9.06	0.89	11% Discount	6.2%	2.6%	29.8%	-1.1%
IFILISLMF1	6.0	8.29	0.72	28% Discount	6.7%	3.2%	27.9%	-1.6%
PF1STMF	7.0	8.25	0.85	15% Discount	7.1%	7.4%	35.8%	-2.8%
PRIME1ICBA	5.9	8.54	0.69	31% Discount	8.5%	4.0%	34.7%	-2.9%
LR Global								
AIBL1STMF	8.4	11.64	0.72	28% Discount	0.0%	1.3%	21.8%	-0.8%
LRGLOBMF1	6.2	11.98	0.52	48% Discount	0.0%	3.3%	24.9%	-0.6%
MBL1STMF	7.2	11.98	0.60	40% Discount	0.0%	3.4%	24.3%	-0.7%
NCCBLMF1	6.2	11.46	0.54	46% Discount	11.7%	3.2%	26.8%	-0.5%
RACE								
1JANATAMF	5.0	11.05	0.45	55% Discount	0.0%	3.1%	6.4%	-0.6%
ABB1STMF	5.1	11.05	0.46	54% Discount	0.0%	0.8%	10.2%	-0.8%
EBL1STMF	5.6	10.95	0.51	49% Discount	0.0%	2.5%	7.5%	-1.1%
EBLNRBMF	4.9	11.10	0.44	56% Discount	0.0%	1.6%	9.9%	-0.8%
EXIM1STMF	5.0	11.09	0.45	55% Discount	0.0%	3.0%	9.7%	-1.1%
FBFIF	4.5	10.96	0.41	59% Discount	0.0%	3.1%	7.0%	-1.0%
IFIC1STMF	5.0	10.81	0.46	54% Discount	0.0%	1.9%	7.6%	-1.0%
PHPMF1	4.7	11.00	0.43	57% Discount	0.0%	2.4%	7.9%	-0.6%
POPULAR1MF	4.5	10.90	0.41	59% Discount	0.0%	1.4%	6.8%	-1.1%
TRUSTB1MF	5.2	11.24	0.46	54% Discount	0.0%	1.6%	10.6%	-1.0%
Strategic Equity Management								
SEMLIBLSF	8.4	10.86	0.77	23% Discount	0.0%	2.7%	15.2%	-0.8%
SEMLLECMF	6.7	11.19	0.60	40% Discount	0.0%	4.8%	16.0%	-0.9%
SEMLFBSLGF	7.8	11.90	0.66	34% Discount	3.2%	5.1%	13.6%	-0.4%
Vanguard AMC								
VAMLBDMF1	6.8	11.25	0.60	40% Discount	4.4%	-1.7%	22.9%	-1.9%
VAMLRBBF	6.4	10.13	0.63	37% Discount	2.5%	-0.3%	19.9%	-1.7%
VIPB								
NLI1STMF	12.6	14.14	0.89	11% Discount	4.0%	3.0%	13.4%	-1.5%
SEBL1STMF	12.5	13.31	0.94	6% Discount	2.4%	2.9%	12.8%	-1.4%

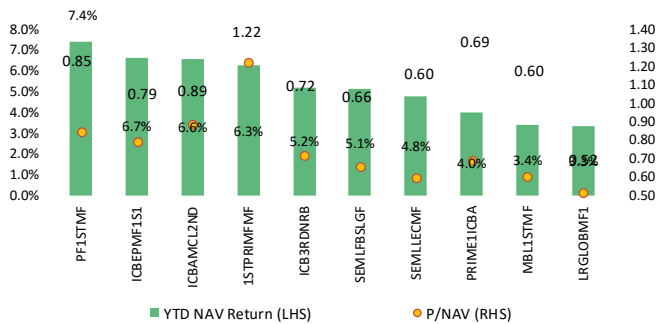
Foot Notes

1. Price is as on March 25, 2021
2. Net Asset Value (NAV) Per unit at Market Price is as on March 25, 2021
3. On latest cash dividend declared

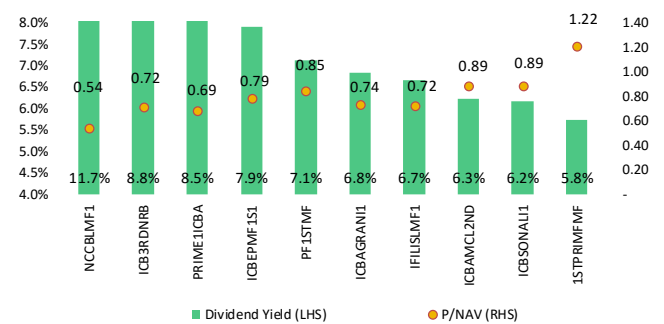
Closed End Fund Managers' Performance

Fund Manager	AUM (BDT mn)	P/NAV	Dividend Yield	NAV Return 2021 YTD	NAV Return 2020	Weekly NAV Change	Market Share
AIMS	4,239	0.82	3.7%	1.0%	17.9%	-1.2%	7.2%
ATC	708	0.73	0.0%	1.2%	4.9%	-1.8%	1.2%
CAPM	1,273	0.99	0.0%	2.3%	18.2%	-1.8%	2.2%
ICB AMC	6,117	0.79	7.2%	4.3%	34.1%	-2.2%	10.4%
LR Global	7,332	0.57	2.0%	3.0%	24.6%	-0.6%	12.5%
RACE	31,757	0.44	0.0%	2.3%	8.1%	-0.9%	54.0%
SEML	2,513	0.69	1.1%	4.0%	14.8%	-0.7%	4.3%
VANGUARD AMC	2,782	0.62	3.3%	-0.9%	21.2%	-1.8%	4.7%
VIPB	2,040	0.92	2.9%	3.0%	13.0%	-1.5%	3.5%

Top Closed End Funds by YTD NAV Return & P/NAV(x)



Highest Cash Dividend Yield & P/NAV(x)



Disclaimer: This Weekly Mutual Fund Review is published by LankaBangla Asset Management Company Limited ("LBAMCL") for information solely for its clients and therefore cannot be considered as guidelines, recommendations or as a professional guide for the readers. All information and analysis provided in this Report have been compiled from and analyzed on the basis of LBAMCL's own research, based on and derived from publicly available documentation and information respectively. This report is exclusively prepared for informational purposes and is consistent with all the existing laws, rules, regulations and directives of the regulator, Bangladesh Securities and Exchange Commission. The information provided in this Report is not intended to, and does not include all the factors which shall be considered in a best execution analysis and related order routing determinations. Furthermore, LBAMCL makes no guarantee, warranties or representations, neither express nor implied regarding the accuracy of the Report. LBAMCL disclaims and accepts no liability for any direct, indirect, punitive, special, consequential, or incidental damages or losses arising in relation to this Report or of its use. The information and analysis provided in this Report may be impacted by market data system outages or errors, both internal and external, and affected by frequent movement of market and events. The Report does not sanction or recommend any particular security or market participant. LBAMCL, its analysts, officers and all the affiliates and representatives confirms that they have not received and will not receive any direct or indirect compensation in exchange for expressing any specific recommendation, opinions or views of this Report. The information and data provided herein is the exclusive property of LBAMCL and cannot be redistributed in any form or manner or whatsoever in any circumstances without the prior written consent of LBAMCL.