

# Hoda Vasi Chowdhury & Co

## Chartered Accountants

### INDEPENDENT AUDITOR'S REPORT TO THE TRUSTEES OF LankaBangla 1<sup>st</sup> Balanced Unit Fund

#### Report on the Audit of the Financial Statements

#### Opinion

We have audited the accompanying financial statements of LankaBangla 1<sup>st</sup> Balanced Unit Fund (here-in-after referred to as "the Fund"), which comprise the statement of financial position as at 31 December 2023, and the statement of profit or loss and other comprehensive income, statement of changes in equity and the statement of cash flows for the year then ended and notes to the financial statements and a summary of significant accounting policies.

In our opinion, the accompanying financial statements give a true and fair view of the financial position of LankaBangla 1<sup>st</sup> Balanced Unit Fund as at 31 December 2023 and of its financial performance and its cash flows for the year then ended in accordance with International Financial Reporting Standards (IFRSs) and comply with Securities and Exchange Rules 2020, Securities and Exchange Commission (Mutual Fund) Rules 2001 and other applicable laws and regulations.

#### Basis of Opinion

We conducted our audit in accordance with International Standards on Auditing (ISAs). Our responsibilities under those standards are further described in the *Auditors' Responsibilities for the Audit of the Financial Statements* section of our report. We are independent of the Fund in accordance with the International Ethics Standards Board for Accountants' *Code of Ethics for Professional Accountants (IESBA Code)*, and we have fulfilled our other ethical responsibilities in accordance with the IESBA Code. We believe that the audit evidence we have obtained is sufficient and appropriate to provide a basis for our opinion.

#### Key Audit Matters

Key audit matters are those matters that, in our professional judgment, were of most significance in our audit of the financial statements of the current year. These matters were addressed in the context of our audit of the financial statements as a whole, and in forming our opinion thereon, and we do not provide a separate opinion on these matters.

#### Existence and Valuation of Investments

The existence and valuation of investments are considered as a key audit matter as the investments represent the principal element of the net asset of the Fund. Valuation of the investments is required to comply with the valuation policy approved by the Trustee, Bangladesh Securities and Exchange Commission (Mutual Fund) Rules 2001, and relevant IFRS.

***How Our Audit Addressed the Key Audit Matter***

We gained an understanding of the internal control structure and operating effectiveness of key controls surrounding the existence and valuation of investments

We tested the existence of the investments by obtaining and reconciling the documents from the following sources:

1. Custodian of the Fund
2. CDBL
3. Brokerage House
4. Fund's accounting records

We reviewed the reconciliations for the cases where differences were observed, if any.

We tested the valuation of the investments by testing the compliance with the valuation policy approved by the Trustee, Prospectus of the Fund, Bangladesh Securities and Exchange Commission (Mutual Fund) Rules 2001, relevant IFRS and by comparing the investment valuation from prices obtained from independent sources.

We also checked rights & obligation and completeness of investments.

**Responsibilities of Management for the Financial Statements**

The Asset Manager of the Fund is responsible for the preparation and fair presentation of these financial statements in accordance with International Accounting Standards (IASs), International Financial Reporting Standards (IFRSs), Securities and Exchange Rules 2020, Securities and Exchange Commission (Mutual Fund) Rules 2001 and for such internal control as management determines is necessary to enable the preparation of financial statements that are free from material misstatement, whether due to fraud and error.

In preparing the financial statements, the Fund's ability to continue as a going concern should be assessed, disclosing, as applicable, matters related to going concern and using the going concern basis of accounting till the tenure of the Fund unless there is any intention to liquidate the Fund or cease operations, or has no realistic alternative but to do so.

Those charged with governance are responsible for overseeing the Fund's financial reporting process.

**Auditor's Responsibilities for the Audit of the Financial Statements**

Our objectives are to obtain reasonable assurance about whether the financial statements as a whole are free from material misstatement, whether due to fraud or error, and to issue an auditor's report that includes our opinion. Reasonable assurance is a high level of assurance, but is not a guarantee that an audit conducted in accordance with ISAs will always detect a material misstatement when it exists. Misstatements can arise from fraud or error and are considered material if, individually or in the aggregate, they could reasonably be expected to influence the economic decisions of users taken on the basis of these financial statements.

As part of an audit in accordance with ISAs, we exercise professional judgment and maintain professional skepticism throughout the audit. We also:

- Identify and assess the risks of material misstatement of the financial statements, whether due to fraud or error, design and perform audit procedures responsive to those risks, and obtain audit evidence that is sufficient and appropriate to provide a basis for our opinion. The risk of not detecting a material misstatement resulting from fraud is higher than for one resulting from error, as fraud may involve collusion, forgery, intentional omissions, misrepresentations, or the override of internal control.
- Obtain an understanding of internal control relevant to the audit in order to design audit procedures that are appropriate in the circumstances, but not for the purpose of expressing an opinion on the effectiveness of the Fund's internal control.
- Evaluate the appropriateness of accounting policies used and the reasonableness of accounting estimates and related disclosures made by management.
- Conclude on the appropriateness of management's use of the going concern basis of accounting and based on the audit evidence obtained, whether a material uncertainty exists related to events or conditions that may cast significant doubt on the Fund's ability to continue as a going concern. If we conclude that a material uncertainty exists, we are required to draw attention in our auditor's report to the related disclosures in the financial statements or if such disclosures are inadequate, to modify our opinion. Our conclusions are based on the audit evidence obtained up to the date of our auditor's report. However, future events or conditions may cause the Fund to cease to continue as a going concern.
- Evaluate the overall presentation, structure and content of the financial statements, including the disclosures, and whether the financial statements represent the underlying transactions and events in a manner that achieves fair presentation.

We communicate with those charged with governance regarding, among other matters, the planned scope and timing of the audit and significant audit findings, including any significant deficiencies in internal control that we identify during our audit. However, we have not come across any significant audit findings.

We also provide those charged with governance with a statement that we have complied with relevant ethical requirements regarding independence, and to communicate with them all relationships and other matters that may reasonably be thought to bear on our independence, and where applicable, related safeguards.

From the matters communicated with those charged with governance, we determine those matters that were of most significance in the audit of the financial statements of the current year and are therefore the key audit matters. We describe these matters in our auditor's report unless law or regulation precludes public disclosure about the matter or when, in extremely rare circumstances, we determine that a matter should not be communicated in our report because the adverse consequences of doing so would reasonably be expected to outweigh the public interest benefits of such communication.

**Report on other Legal and Regulatory Requirements**

In accordance with the Companies Act 1994 and the Securities and Exchange Rules, 2020, we also report the following:

- a) we have obtained all the information and explanations which to the best of our knowledge and belief were necessary for the purposes of our audit and made due verification thereof;
- b) in our opinion, proper books of accounts as required by law have been kept by the Fund so far as it appeared from our examination of these books; and
- c) the Fund's statements of financial position and statement of profit or loss and other comprehensive income dealt with by the report are in agreement with the books of account and returns.
- d) the expenditure incurred was for the purpose of the Fund's business.

Dhaka, 14-02-2024

DVC: 2402150469AS218030



**A F Nesaruddin, FCA**

Enrolment # 469

Senior Partner

Hoda Vasi Chowdhury & Co

Chartered Accountants

Firm's Registration # CAF-001-057

**LankaBangla 1st Balanced Unit Fund**  
Statement of Financial Position  
As at 31 December 2023

	<u>Notes</u>	<u>2023 Taka</u>	<u>2022 Taka</u>
<b>Assets</b>			
Investments in securities at market price	6	288,282,628	287,348,882
Investment in non-listed securities (Bond)	7	75,823,319	46,533,718
Preliminary and issue expenses	8	-	383,759
Deposit and prepayments	9	556,600	566,197
Other receivables	10	5,340,246	5,226,325
Cash and cash equivalents	11	66,312,693	105,195,046
<b>Total Assets</b>		<b>436,315,486</b>	<b>445,253,927</b>
<b>Liabilities</b>			
Liability for expenses	12	4,205,584	4,244,071
<b>Total Liabilities</b>		<b>4,205,584</b>	<b>4,244,071</b>
<b>Net Assets</b>		<b>432,109,902</b>	<b>441,009,856</b>
<b>Owners' Equity</b>			
Unit capital fund	13	376,681,940	378,795,180
Unit premium reserve	14	15,166,395	15,454,126
Retained earnings		40,261,567	46,760,550
<b>Total Equity</b>		<b>432,109,902</b>	<b>441,009,856</b>
<b>Net asset value (NAV) per unit:</b>			
At market price	15	11.47	11.64
At cost price	16	12.46	12.50

*These financial statements should be read in conjunction with the annexed notes.*



Trustee

Bangladesh General Insurance Company PLC



Asset Manager

LankaBangla Asset Management Company Limited

**AUDITORS' REPORT TO THE TRUSTEE**

See annexed report of date

Dhaka, 14-02-2024

DVC: 2402150469AS218030



**A F Nesaruddin, FCA**

Enrolment # 469

Senior Partner

Hoda Vasi Chowdhury & Co


Chartered Accountants

Firm's Registration # CAF-001-057

**LankaBangla 1st Balanced Unit Fund**  
Statement of Profit or Loss and Other Comprehensive Income  
For the year ended 31 December 2023

	<u>Notes</u>	<u>2023</u> <u>Taka</u>	<u>2022</u> <u>Taka</u>
<b>Revenue</b>			
Gain on sale of securities	17	9,414,260	28,317,603
Dividend income	18	7,190,796	10,357,910
Interest income	19	10,761,827	8,169,947
		<b>27,366,883</b>	<b>46,845,460</b>
<b>Less: Operating expenses</b>			
Management fees		7,940,678	8,211,666
Amortization of preliminary and issue expenses		383,759	459,252
Advertisement and publication expenses		230,250	419,826
Custodian fees		211,237	189,225
Trustee fees		429,378	447,673
BSEC annual fees		432,977	503,618
Audit fees		50,000	50,000
CDBL settlement and demat charges		25,173	46,290
CDBL fees		46,000	46,000
Selling agents' commission		348	5,206
Brokerage commission		-	516,976
Bank charges and excise duty	20	169,035	19,209
Other expenses	21	52,100	25,800
<b>Total expenses</b>		<b>9,970,935</b>	<b>10,940,741</b>
<b>Profit before provision for the year</b>		<b>17,395,948</b>	<b>35,904,719</b>
Less: Provision against fall in value of marketable securities	22	(4,955,172)	(32,361,772)
<b>Net profit for the year</b>		<b>12,440,776</b>	<b>3,542,947</b>
<b>Earnings per unit (EPU) for the year</b>	23	<b>0.33</b>	<b>0.09</b>

*These financial statements should be read in conjunction with the annexed notes.*



**Trustee**

Bangladesh General Insurance Company PLC



**Asset Manager**

LankaBangla Asset Management Company Limited

**AUDITORS' REPORT TO THE TRUSTEE**

See annexed report of date

Dhaka, 14-02-2024

DVC: 2402150469AS218030



**A F Nesaruddin, FCA**

Enrolment # 469

Senior Partner

Hoda Vasi Chowdhury & Co

Chartered Accountants


Firm's Registration # CAF-001-057

**LankaBangla 1st Balanced Unit Fund**  
Statement of Changes in Equity  
For the year ended 31 December 2023

Amount in Taka

Particulars	Unit capital fund	Unit premium reserve	Retained earnings	Total equity
Opening balance as at 01 January 2022	377,982,260	15,345,532	103,694,765	497,022,557
Unit subscribed during the year	3,808,300	-	-	3,808,300
Unit surrendered during the year	(2,995,380)	-	-	(2,995,380)
Unit premium on subscription during the year	-	651,464	-	651,464
Unit premium on surrender during the year	-	(542,870)	-	(542,870)
Net profit for the year	-	-	3,542,947	3,542,947
Cash dividend paid	-	-	(60,477,162)	(60,477,162)
Closing balance as at 31 December 2022	378,795,180	15,454,126	46,760,550	441,009,856

Particulars	Unit capital fund	Unit premium reserve	Retained earnings	Total equity
Opening balance as at 01 January 2023	378,795,180	15,454,126	46,760,550	441,009,856
Unit subscribed during the year	805,340	-	-	805,340
Unit surrendered during the year	(2,918,580)	-	-	(2,918,580)
Unit premium on subscription during the year	-	104,593	-	104,593
Unit premium on surrender during the year	-	(392,324)	-	(392,324)
Net profit for the year	-	-	12,440,776	12,440,776
Cash dividend paid	-	-	(18,939,759)	(18,939,759)
Closing balance as at 31 December 2023	376,681,940	15,166,395	40,261,567	432,109,902



Trustee

Bangladesh General Insurance Company PLC



Asset Manager

LankaBangla Asset Management Company Limited

**LankaBangla 1st Balanced Unit Fund**  
Statement of Cash Flows  
For the year ended 31 December 2023

	<b>2023</b>	<b>2022</b>
	<b><u>Taka</u></b>	<b><u>Taka</u></b>
<b>A. Cash flows from operating activities</b>		
Gain on sale of securities	1,271,195	27,886,363
Dividend income received in cash	7,856,936	10,418,942
Interest income realized in cash	10,615,206	6,951,814
Deposit and prepayments	(256,600)	(266,197)
Payment made for expenses	(9,318,003)	(10,220,208)
<b>Net cash flows from operating activities</b>	<b>10,168,734</b>	<b>34,770,714</b>
<b>B. Cash flows from investing activities</b>		
Acquisition of shares from secondary market	(80,852,807)	(162,527,768)
Proceeds from sale of shares in secondary market	86,599,306	177,233,502
Investments in IPO	(14,610,000)	(62,216,090)
Investments in Government treasury bill	(44,053,555)	-
Investments returned from IPO	10,442,910	71,708,840
Investments return from non-listed bond	14,763,954	10,306,744
Investments in non-listed bond	-	(31,840,461)
<b>Net cash (used in)/flows from investing activities</b>	<b>(27,710,192)</b>	<b>2,664,767</b>
<b>C. Cash flows from financing activities</b>		
Proceeds from issuance of units	909,976	4,460,556
Payments made for re-purchase of units	(3,311,112)	(3,538,658)
Dividend paid	(18,939,759)	(60,477,162)
<b>Net cash used in financing activities</b>	<b>(21,340,895)</b>	<b>(59,555,264)</b>
<b>D. Net cash outflows during the year (A+B+C)</b>	<b>(38,882,353)</b>	<b>(22,119,783)</b>
<b>E. Cash and cash equivalents at the beginning of the year</b>	<b>105,195,046</b>	<b>127,314,829</b>
<b>F. Cash and cash equivalents at the end of the year (D+E)</b>	<b>66,312,693</b>	<b>105,195,046</b>
<b>Net operating cash flows per unit (NOCFPU)</b>	<b>0.27</b>	<b>0.92</b>



**Trustee**

Bangladesh General Insurance Company PLC



**Asset Manager**

LankaBangla Asset Management Company Limited



**LankaBangla 1st Balanced Unit Fund**  
Notes to the Financial Statements  
For the year ended 31 December 2023

**1 Introduction**

LankaBangla 1st Balanced Unit Fund (hereinafter referred to as "the Fund") was established under a Trust Deed signed on 02 December 2015 between LankaBangla Finance PLC as a 'Sponsor' and Bangladesh General Insurance Company PLC (BGIC) as a "Trustee". The Fund was registered under the Trust Act 1882 and subsequently registered with Bangladesh Securities and Exchange Commission (BSEC) on 12 January 2016 vide Registration Code No. SEC/Mutual Fund/2016/59 under Bangladesh Securities and Exchange Commission (Mutual Fund) Rules 2001. The operations of the Fund was commenced on 01 November 2016 with Unit Capital Fund Taka 250,000,000 divided into 25,000,000 units of Taka 10 each.

LankaBangla Finance PLC is the Sponsor of the Fund while Bangladesh General Insurance Company PLC (BGIC) is the Trustee and BRAC Bank PLC is the Custodian of the Fund. LankaBangla Asset Management Company Limited is managing the operations of the Fund.

**2 Closure of accounting year of the Fund**

The Fund has been consistently closing its books of account as at 31 December every year.

**3 Objectives**

The objective of the fund is to generate capital appreciation and income by investing in the permissible markets.

**4 Significant accounting policies**

**4.1 Basis of accounting**

These financial statements have been prepared under historical cost convention on going concern basis and in conformity with International Accounting Standards (IASs), International Financial Reporting Standards (IFRSs), Securities and Exchange Rules 2020, Securities and Exchange Commission (Mutual Fund) Rules 2001 and other applicable laws and regulations.

**4.2 Valuation policy**

- a) Investment in shares which are actively traded on a quoted market are designated at fair value (market price) through profit or loss (FVTPL). Gains or losses arising from a change in the fair value of such financial assets are recognized in the statement of profit or loss and other comprehensive income.
- b) Market value is determined by taking the closing price of the securities at the Dhaka Stock Exchange PLC as of the statement of financial position date.
- c) Mutual Fund securities are valued at lower of 85% of net asset value (NAV), cost price and market price as per SRO No. SEC/CMRRCD/2009-193/172 dated 30 June 2015.
- d) Stock dividend (Bonus shares) are added with existing shares with at zero cost which results in decrease of per unit cost price of the existing shares. However, bonus shares are shown at fair value on the statement of financial position date.

**4.3 Income recognition**

- i) Gains/(losses) arising on sale of investment are included in the statement of profit or loss and other comprehensive income on the date at which the transaction takes place. Capital gains/(losses) are recognized or being realized based on weighted average cost basis.
- ii) Dividend income is recognized on the record date which is subsequently approved in the Annual General Meeting (AGM).
- iii) Interest income is recognized on accrual basis.

**4.4 Preliminary and issue expenses**

Preliminary and issue expenses are being written off over a period of seven years on a straight-line method as per relevant provision in the Securities and Exchange Commission (Mutual Fund) Rules 2001.

**4.5 Management fees**

The management fee of the Fund is to be paid to the Asset Management Company per annum on weekly average net asset value (NAV) accrued and payable semi-annually. As per the Prospectus and the provisions of the Securities and Exchange Commission (Mutual Fund) Rules 2001, the fee is calculated using the following slabs:

<u>NAV (Taka)</u>	<u>Percentage (%)</u>
On weekly average NAV up to Taka 50 million	2.5
On next Taka 200 million of weekly average NAV	2.0
On next Taka 250 million of weekly average NAV	1.5
On rest of weekly average NAV	1.0

**4.6 Trustee fees**

The Trustee is entitled to an annual trusteeship fees of Taka 200,000 or @ 0.10% of the net asset value (NAV) of the Fund whichever is higher only payable semi-annually in advance basis during the life of the Fund as per Trust Deed.

**4.7 Selling agents' commission**

The Fund pays commissions to the authorized selling agent(s) appointed by the Asset Management Company at 0.15% on both the subscription and surrender amount.

**4.8 Custodian fees**

BRAC Bank PLC, the custodian of the Fund, is entitled to receive a safekeeping fee @ 0.05% on the balance of securities held by the Fund calculated on the average month end value per annum and also receives trade settlement fees of Taka 200 per trade as per Trust Deed. A fee cap schedule is applicable as per the fee cap schedule provided by the custodian which is in this case 0.06% per annum on balance securities held by the Fund.

**4.9 Taxation**

As per 6th Schedule, Part-1 (Para 10) of Income Tax Act 2023, Mutual Fund is exempted from any tax deduction.

**4.10 Dividend distribution policy**

- i. The Fund shall distribute minimum 70%, or as may be determined by the Rules from time to time, of the annual net income of the Fund as dividend at the end of each accounting period after making provision for bad and doubtful investments. The dividend can be given in the form of cash;
- ii. Before declaration of dividend the Asset Management Company shall make a provision in consultation with the Auditors if market value of investments goes below the acquisition cost and the method of calculation of this provision will be incorporated in the notes of accounts;
- iii. Surpluses arising simply from the valuation of investments shall not be available for dividend;
- iv. Dividend entitlements will be dispatched within 45 days from the declaration of such dividends.

**4.11 Earnings per unit**

Earnings per unit has been calculated in accordance with IAS-33 "Earnings per Share" and shown on the face of the statement of profit or loss and other comprehensive income.

**4.12 Events after the reporting period**

The Board of Trustees of the Fund has declared and approved dividend of 3% (i.e. Taka 0.30 per unit) for the year ended 31 December 2023 at its meeting held on 14-02-2024.

**5 General**

- i. Figures appearing in these financial statements have been rounded off to nearest Taka. As a result of these rounding off, in some instances the totals may not match the sum of individual balances; and
- ii. Comparative figures and account titles in the financial statements have been rearranged/reclassified where necessary to conform with current year's presentation.

# Hoda Vasi Chowdhury & Co

	2023 <u>Taka</u>	2022 <u>Taka</u>
<b>6 Investments in securities at market price</b>		
Investments at market price (Annexure-A)	269,175,684	271,216,654
Investment in bond (Annexure-A)	14,406,944	11,432,228
Investment in IPO (Annexure-A)	4,700,000	4,700,000
	<u>288,282,628</u>	<u>287,348,882</u>
<b>7 Investment in non-listed securities (Bond)</b>		
Government treasury bill	44,053,555	-
LBFL - subordinated tier-II capital bond	15,000,000	20,000,000
Non-convertible zero coupon bond	16,769,764	26,533,718
	<u>75,823,319</u>	<u>46,533,718</u>
<b>8 Preliminary and issue expenses</b>		
Opening balance as at 01 January 2023	383,759	843,011
Less: Amortization made for the year	(383,759)	(459,252)
Closing balance as at 31 December 2023	-	<u>383,759</u>
<b>9 Deposit and prepayments</b>		
<b>Deposit</b>		
Security deposit - CDBL	300,000	300,000
<b>Prepayments</b>		
Annual fees - BSEC	212,490	221,662
Annual fees - Trustee	-	425
Annual fees - CDBL	44,110	44,110
	<u>256,600</u>	<u>266,197</u>
	<u>556,600</u>	<u>566,197</u>
<b>10 Other receivables</b>		
Accrued interest on term deposit receipt	197,916	126,271
Half yearly payment of Beximco Green Sukuk Al Istisna'a	712,908	884,708
Accrued interest on non-listed bond	1,227,736	1,027,520
IPO application money receivable (SICL)	680,000	-
Dividend receivables (note- 10.1)	2,521,686	3,187,826
	<u>5,340,246</u>	<u>5,226,325</u>
<b>10 Dividend receivables</b>		
ACI Limited	132,824	134,406
The ACME Laboratories Limited	528,000	255,000
Beximco Pharmaceuticals Limited	350,000	297,500
Intraco Refueling Station Limited	200,000	-
MJL Bangladesh PLC	375,000	318,750
United Power Generation & Distribution Company Limited	240,000	433,500
Olympic Industries Limited	582,324	420,750
Bangladesh Submarine Cable Company PLC	76,500	-
Bangladesh Export Import Company Limited	37,038	-
Square Pharmaceuticals PLC	-	875,500
Achia Sea Foods Limited	-	23,170
Genex Infosys Limited	-	46,750
Krishibid Seed Limited	-	382,500
	<u>2,521,686</u>	<u>3,187,826</u>

# Hoda Vasi Chowdhury & Co


	2023 <u>Taka</u>	2022 <u>Taka</u>
<b>11 Cash and cash equivalents</b>		
<b>Cash at banks</b>		
Current account with ONE Bank PLC	5,273	5,838.7
SND account with:		
ONE Bank PLC	3,939,736	8,148,891
BRAC Bank PLC	14,765,828	49,496,813
	18,705,564	57,645,705
SND-SIP account with BRAC Bank PLC	73,728	39,517
SND (Dividend) account with ONE Bank PLC	28,128	3,986
<b>Term deposit receipt with LankaBangla Finance PLC</b>	47,500,000	47,500,000
	<b>66,312,693</b>	<b>105,195,046</b>
<b>12 Liability for expenses</b>		
Management fees	4,011,022	4,081,129
Custodian fees	100,442	94,846
Advertisement expenses	42,000	12,000
Audit fees	50,000	50,000
Trustee fees	2,008	-
Selling agents' commission	-	5,791
Others payable	112	305
	<b>4,205,584</b>	<b>4,244,071</b>
<b>13 Unit capital fund</b>		
Opening balance as at 01 January 2023	378,795,180	377,982,260
Add: New subscription 80,534 units @ Taka 10 per unit	805,340	3,808,300
Less: Surrendered 291,858 units @ Taka 10 per unit	(2,918,580)	(2,995,380)
Closing balance as at 31 December 2023	<b>376,681,940</b>	<b>378,795,180</b>
<b>14 Unit premium reserve</b>		
Opening balance as at 01 January 2023	15,454,126	15,345,532
Add: Unit premium on subscription during the year	104,593	651,464
Less: Unit premium on surrendered during the year	(392,324)	(542,870)
Closing balance as at 31 December 2023	<b>15,166,395</b>	<b>15,454,126</b>
<b>15 Net asset value (NAV) per unit at market price</b>		
Total net asset value at market price	432,109,902	441,009,856
Number of units outstanding	37,668,194	37,879,518
	<b>11.47</b>	<b>11.64</b>
<b>16 Net asset value (NAV) per unit at cost price</b>		
Total net asset value at market	432,109,902	441,009,856
Add: Unrealized loss on securities	37,316,944	32,361,772
Total net asset value at cost price	<b>469,426,846</b>	<b>473,371,628</b>
Number of units outstanding	37,668,194	37,879,518
	<b>12.46</b>	<b>12.50</b>

	<u>2023</u> <u>Taka</u>	<u>2022</u> <u>Taka</u>
<b>17 Gain on sale of securities</b>		
Midland Bank Limited	2,303,175	-
Krishibid Seed Limited	4,371,256	2,944,781
Genex Infosys Limited	2,569,629	9,610,618
Chartered Life Insurance Company Limited	415,580	-
Green Delta Insurance Limited	240,518	-
Islami Commercial Insurance Company Limited	259,864	-
Trust Islami Life Insurance Limited	402,960	-
ACME Pesticides Limited	117,259	579,916
Reckitt Benckiser (Bangladesh) PLC	702,439	-
National Polymer Industries PLC	529,507	-
Eastern Lubricants Blenders Limited	63,288	-
Achia Sea Foods Limited	383,524	-
MK Footwear PLC	225,533	-
Jamuna Oil Company Limited	8,475	-
MIDAS Financing Limited	6,283	-
LafargeHolcim Bangladesh Limited	(51,124)	-
Delta Life Insurance Company Limited	(93,925)	-
The ACME Laboratories Limited	(131,933)	(595,913)
Square Pharmaceuticals PLC	(894,647)	-
Olympic Industries Limited	(898,548)	-
Popular Life Insurance Co. Limited	(1,114,853)	(845,232)
The City Bank PLC	-	(564,788)
United Commercial Bank PLC	-	256,002
Union Bank PLC	-	618,146
IDLC Finance Limited	-	(554,373)
Fareast Islami Life Insurance Co. Limited	-	3,632,181
Meghna Insurance Company Limited	-	337,814
Sena Kalyan Insurance Company Limited	-	1,211,097
Union Insurance Company Limited	-	487,187
Beximco Pharmaceuticals Limited	-	1,136,542
The IBN SINA Pharmaceutical Industry PLC	-	(273,312)
Marico Bangladesh Limited	-	335,456
Star Adhesives Limited	-	1,392,450
BSRM Steels Limited	-	246,150
Bangladesh Steel Re-Rolling Mills Limited	-	1,307,927
GPH Ispat Limited	-	1,017,650
Mostafa Metal Industries Limited	-	329,959
Nialco Alloys Limited	-	605,407
Doreen Power Generations and Systems Limited	-	520,477
Bangladesh Submarine Cable Limited	-	1,670,827
BD Thai Food & Beverage Limited	-	184,513
Unilever Consumer Care Limited	-	(136,604)
Square Textile PLC	-	1,069,036
Unique Hotel & Resorts PLC	-	2,023,469
BD Paints Limited	-	1,022,418
Bangladesh Export Import Company Limited	-	(1,988,360)
Krishibid Feed Limited	-	885,872
Master feed Agrotec Limited	-	202,595
Oryza Agro Industries Limited	-	257,094
First Janata Bank Mutual Fund	-	(536,747)
LR Global Bangladesh Mutual Fund One	-	(269,368)
Beximco Green Sukuk Al Istisna'a	-	166,716
	<b>9,414,260</b>	<b>28,317,603</b>

	2023 <u>Taka</u>	2022 <u>Taka</u>
<b>18 Dividend income</b>		
BRAC Bank PLC	342,072	374,347
CAPM Unit Fund	936,880	834,840
LR Global Bangladesh Mutual Fund One	241,473	414,254
Grameenphone Limited	767,125	2,196,875
British American Tobacco Bangladesh Company Limited	251,124	626,124
Olympic Industries Limited	582,324	420,750
Green Delta Insurance Limited	318,750	450,000
Pioneer Insurance Company Limited	140,250	150,000
Reliance Insurance Limited	180,625	212,500
ACI Limited	132,887	134,405
The ACME Laboratories Limited	528,000	255,000
Beximco Pharmaceuticals Limited	350,000	297,500
Reckitt Benckiser (Bangladesh) PLC	287,218	784,740
MJL Bangladesh PLC	200,000	318,750
United Power Generation & Distribution Company Limited	240,000	433,500
Bangladesh Submarine Cable Company PLC	510,000	391,000
Intraco Refueling Station Limited	375,000	-
Midland Bank Limited	162,500	-
IDLC Finance Limited	188,280	-
LankaBangla Securities Limited	344,250	-
MIDAS Financing Limited	75,000	-
Bangladesh Export Import Company Limited	37,038	-
Popular Life Insurance Co. Limited	-	320,000
Marico Bangladesh Limited	-	331,000
Square Pharmaceuticals PLC	-	875,500
Nialco Alloys Limited	-	(8,259)
Achia Sea Foods Limited	-	23,170
Unilever Consumer Care Limited	-	92,664
Genex Infosys Limited	-	46,750
Krishibid Seed Limited	-	382,500
	<u>7,190,796</u>	<u>10,357,910</u>
<b>19 Interest income</b>		
Interest income from SND accounts	1,662,869	2,673,922
Interest income from term deposit receipt	3,669,770	1,803,318
Periodic payment from Beximco Green Sukuk Al Istisna'a	1,567,924	884,708
<b>Interest income from non-listed bonds:</b>		
Government treasury bill	396,249	-
LBFL - subordinated tier-II capital bond	1,281,445	1,661,445
Non-convertible zero coupon bond	2,183,570	1,146,554
	<u>3,861,264</u>	<u>2,807,999</u>
	<u>10,761,827</u>	<u>8,169,947</u>
<b>20 Bank charges and excise duty</b>		
Bank charges	8,735	13,209
Excise duty	160,300	6,000
	<u>169,035</u>	<u>19,209</u>
<b>21 Other expenses</b>		
BO account maintenance charge	1,800	1,800
IPO application fees	9,000	24,000
Government treasury bill	41,300	-
	<u>52,100</u>	<u>25,800</u>

## Hoda Vasi Chowdhury & Co

	2023 <u>Taka</u>	2022 <u>Taka</u>
<b>22 Provision against fall in value of marketable securities</b>		
Opening balance as at 01 January 2023	32,361,772	-
Add: Provision made for the year	4,955,172	32,361,772
Total unrealized loss as at 31 December 2023	<u>37,316,944</u>	<u>32,361,772</u>
<b>23 Earnings per unit (EPU) for the year</b>		
Net profit for the year	12,440,776	3,542,947
Number of units outstanding	37,668,194	37,879,518
	<u>0.33</u>	<u>0.09</u>
<b>24 Net operating cash flows per unit (NOCFPU)</b>		
Net cash flows from operating activities	10,168,734	34,770,714
Number of units outstanding	37,668,194	37,879,518
	<u>0.27</u>	<u>0.92</u>



Trustee

Bangladesh General Insurance Company PLC



Asset Manager

LankaBangla Asset Management Company Limited

**LankaBangla 1st Balanced Unit Fund**  
Investment in securities other than Mutual Fund  
As at 31 December 2023

Sl. no.	Sectors name	Name of the companies	No. of shares	Average cost per share	Total acquisition cost	Market price per share	Total market value	Amount in Taka	
								% of total assets at cost	Excess / (deficit)
1	Bank	BRAC Bank PLC	576,771	49.61	28,611,680	35.80	20,648,402	6.04%	(7,963,278)
					<b>28,611,680</b>		<b>20,648,402</b>	<b>6.04%</b>	<b>(7,963,278)</b>
1	Financial Institutions	IDLC Finance Limited	147,671	51.93	7,668,481	46.50	6,866,702	1.62%	(801,779)
2		LankaBangla Securities Limited	805,000	21.64	17,420,443	17.60	14,168,000	3.68%	(3,252,443)
					<b>25,088,924</b>		<b>21,034,702</b>	<b>5.30%</b>	<b>(4,054,222)</b>
1	Insurance	Green Delta Insurance Limited	150,000	78.47	11,770,577	65.50	9,825,000	2.49%	(1,945,577)
2		Pioneer Insurance Company Limited	150,000	97.19	14,577,953	68.10	10,215,000	3.08%	(4,362,953)
3		Reliance Insurance Limited	150,000	89.46	13,419,660	68.50	10,275,000	2.83%	(3,144,660)
					<b>39,768,190</b>		<b>30,315,000</b>	<b>8.40%</b>	<b>(9,453,190)</b>
1	Pharmaceuticals & Chemicals	ACI Limited	33,206	173.33	5,755,758	260.20	8,640,202	1.22%	2,884,444
2		The ACME Laboratories Limited	160,000	88.09	14,093,730	85.00	13,600,000	2.98%	(493,730)
3		Beximco Pharmaceuticals Limited	100,000	158.12	15,812,438	146.20	14,620,000	3.34%	(1,192,438)
4		Marico Bangladesh Limited	4,000	2,340.54	9,362,167	2,460.70	9,842,800	1.98%	480,633
5		Reckitt Benckiser (Bd.) Limited	3,448	4,211.77	14,522,167	4,760.70	16,414,894	3.07%	1,892,727
					<b>59,546,260</b>		<b>63,117,896</b>	<b>12.57%</b>	<b>3,571,636</b>
1	Engineering	National Polymer Industries PLC	198,864	51.56	10,252,632	51.00	10,142,064	2.16%	(110,568)
					<b>10,252,632</b>		<b>10,142,064</b>	<b>2.16%</b>	<b>(110,568)</b>
1	Fuel & Power	Intraco Refueling Station Limited	300,000	45.00	13,498,619	40.50	12,150,000	2.85%	(1,348,619)
2		MJL Bangladesh PLC	75,000	113.33	8,499,584	86.70	6,502,500	1.79%	(1,997,084)
3		United Power Generation & Distribution Co. Ltd.	30,000	284.69	8,540,781	233.70	7,011,000	1.80%	(1,529,781)
					<b>30,538,984</b>		<b>25,663,500</b>	<b>6.45%</b>	<b>(4,875,484)</b>
1	Food & Allied	British American Tobacco bd. Limited	29,544	609.78	18,015,206	518.70	15,324,474	3.80%	(2,690,732)
2		Olympic Industries Limited	97,054	166.50	16,159,416	152.00	14,752,208	3.41%	(1,407,208)
					<b>34,174,622</b>		<b>30,076,682</b>	<b>7.22%</b>	<b>(4,097,940)</b>
1	Telecommunication	Bangladesh Submarine Cable Limited	100,000	152.07	15,206,690	218.90	21,890,000	3.21%	6,683,310
2		Grameenphone Limited	95,000	459.03	43,607,507	286.60	27,227,000	9.21%	(16,380,507)
					<b>58,814,197</b>		<b>49,117,000</b>	<b>12.42%</b>	<b>(9,697,197)</b>
1	Miscellaneous	Agro Organica PLC	3,694	10.00	36,940	17.60	65,014	0.01%	28,074
2		Bangladesh Export Import Company Limited	37,038	86.70	3,211,195	115.60	4,281,592	0.68%	1,070,397
					<b>3,248,135</b>		<b>4,346,606</b>	<b>0.69%</b>	<b>1,098,471</b>
	<b>Total</b>				<b>290,043,624</b>		<b>254,461,852</b>	<b>61.24%</b>	<b>(35,581,772)</b>

**LankaBangla 1st Balanced Unit Fund**  
Investments in Mutual Fund  
As at 31 December 2023

Sl. no.	Sector name	Name of the Mutual Fund	No. of units	Cost per unit	Total acquisition cost	Market / surrender price per unit	Total market value	Amount in Taka	
								% of total assets at cost	Excess / (deficit)
1	Mutual Fund	CAPM Unit Fund	76,480	116.42	8,903,627	110.50	8,451,040	1.88%	(452,587)
2		LR Global Bangladesh Mutual Fund One	804,910	7.78	6,262,792	6.40	5,151,424	1.32%	(1,111,368)
		<b>Total</b>			<b>15,166,419</b>		<b>13,602,464</b>	<b>3.20%</b>	<b>(1,563,955)</b>



As per BSEC Circular No. SEC/CMRRCD/2009-193/172 dated 30 June 2015, Mutual Fund has separate provision method for investment in Mutual Funds which has been given below (Valuation of Mutual Fund is given in Annexure-B):

Sl. no.	Sector name	Name of the Mutual Fund	No. of units	Cost per unit	Total acquisition cost	Adjusted market price per unit	Total adjusted market value	Amount in Taka		
								Excess / (deficit)		
1	Mutual Fund	LR Global Bangladesh Mutual Fund One	804,910	7.78	6,262,792	7.78	6,262,792	-		
<b>Total</b>								<b>6,262,792</b>	<b>6,262,792</b>	<b>-</b>

## LankaBangla 1st Balanced Unit Fund

Investment in Bond

As at 31 December 2023

Sl. no.	Sectors name	Name of the companies	No. of shares	Average cost per share	Total acquisition cost	Market price per share	Total market value	Amount in Taka	
								% of total portfolio value at cost / market	Excess / (deficit)
1	Corporate Bond	Beximeo Green Sukuk Al Istisna'a	128,452	94.81	12,178,293	85.00	10,918,420	3.74%	(1,259,873)
2	G-SEC (T.Bond)	TB5Y0425 ( 05Y BGTB 29/04/2025 )	35,000	100.32	3,511,236	99.67	3,488,524	1.22%	(22,712)
<b>Total</b>								<b>4.82%</b>	<b>(1,282,585)</b>

## LankaBangla 1st Balanced Unit Fund

Investment in IPO

As at 31 December 2023

Sl. no.	Sectors name	Name of the companies	No. of shares	Average cost per share	Total acquisition cost	Market price per share	Total market value	Amount in Taka	
								% of total assets at cost	Excess / (deficit)
1	Pharmaceuticals & Chemicals	Asiatic Laboratories Limited	94,000	50.00	4,700,000	50.00	4,700,000	0.99%	-
<b>Total</b>								<b>0.99%</b>	<b>-</b>

Sl. no.	Investment in securities at market price	Amount in Taka		
		Total cost price	Total market price	Excess / (deficit)
1	Investment in securities other than Mutual Fund	290,043,624	254,461,852	(35,581,772)
2	Investments in Mutual Fund	15,166,419	14,713,832	(452,587)
<b>Sub total</b>		<b>305,210,043</b>	<b>269,175,684</b>	<b>(36,034,359)</b>

1	Investment in Bond	15,689,529	14,406,944	(1,282,585)
<b>Sub total</b>		<b>15,689,529</b>	<b>14,406,944</b>	<b>(1,282,585)</b>

1	Investment in IPO	4,700,000	4,700,000	-
<b>Sub total</b>		<b>4,700,000</b>	<b>4,700,000</b>	<b>-</b>

<b>Grand total</b>		<b>325,599,572</b>	<b>288,282,628</b>	<b>(37,316,944)</b>
--------------------	--	--------------------	--------------------	---------------------

**Valuation of Closed End Mutual Fund**  
**LankaBangla 1st Balanced Unit Fund**  
As at 31 December 2023

As per BSEC Circular No. SEC/CMRRCD/2009-193/172 dated 30 June 2015, Closed End Mutual Fund Valuation

Sl. no.	Name of the Mutual Fund	Face value	No. of units	Average cost per unit	Total acquisition cost	Market price per unit	Total market value	Unrealised gain/ (loss) (based on MP)	NAV on 28/12/2023	85% last NAV per unit	Required provision	Amount in Taka	
												Unrealised loss recovery	Total adjusted market price
1	LR Global Bangladesh Mutual Fund One	10.00	804,910	7.78	6,262,792	6.40	5,151,424	(1,111,368)	10.21	8.68	-	1,111,368	6,262,792